



Number responding, [standard deviation](#) and [mean](#) of all [scaled questions](#)  
 Use Report Selections to customize the information appearing in your reports.

Order: 12605 > Foundations of Excellence® New Student Survey (2 Year)

Population: McHenry County College > All Respondents (no filter selected) (302 responses)

Report Selections [Close](#)

Sort by  in descending order

[Advanced Options](#)

Display Questions containing:

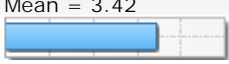





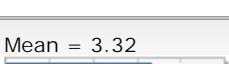
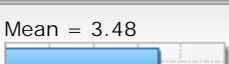

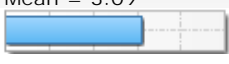





Show up to  Questions(s) per Report Page

Report Page  of 1

Q001. Pre-Enrollment - Prior to attending this college, to what degree did this college accurately communicate the following: Academic expectations for students Scale: (1) Not at all, (2) Slightly, (3) Moderately, (4) High, (5) Very high, Not applicable	N = 295 Std Dev = 0.99	Mean = 3.29 
Q002. Pre-Enrollment - Prior to attending this college, to what degree did this college accurately communicate the following: Available programs and majors Scale: (1) Not at all, (2) Slightly, (3) Moderately, (4) High, (5) Very high, Not applicable	N = 297 Std Dev = 1.00	Mean = 3.55 
Q003. Pre-Enrollment - Prior to attending this college, to what degree did this college accurately communicate the following: Tuition and living expenses Scale: (1) Not at all, (2) Slightly, (3) Moderately, (4) High, (5) Very high, Not applicable	N = 284 Std Dev = 1.04	Mean = 3.30 
Q004. Pre-Enrollment - Prior to attending this college, to what degree did this college accurately communicate the following: Financial aid opportunities Scale: (1) Not at all, (2) Slightly, (3) Moderately, (4) High, (5) Very high, Not applicable	N = 287 Std Dev = 1.20	Mean = 3.20 
Q005. Making Connections - As a new student, to what degree has this college: Connected you with other new students Scale: (1) Not at all, (2) Slightly, (3) Moderately, (4) High, (5) Very high, Not applicable	N = 296 Std Dev = 1.15	Mean = 2.83 
Q006. Making Connections - As a new student, to what degree has this college: Connected you with continuing students Scale: (1) Not at all, (2) Slightly, (3) Moderately, (4) High, (5) Very high, Not applicable	N = 293 Std Dev = 1.16	Mean = 2.77 
Q007. Making Connections - As a new student, to what degree has this college: Connected you with faculty members outside of class Scale: (1) Not at all, (2) Slightly, (3) Moderately, (4) High, (5) Very high, Not applicable	N = 292 Std Dev = 1.23	Mean = 2.39 
Q008. Making Connections - As a new student, to what degree has this college: Connected you with academic support outside the classroom (e.g., tutoring, advising) Scale: (1) Not at all, (2) Slightly, (3) Moderately, (4) High, (5) Very high, Not applicable	N = 288 Std Dev = 1.28	Mean = 3.14 
Q009. Making Connections - As a new student, to what degree has this college: Helped your family feel a part of your college experience Scale: (1) Not at all, (2) Slightly, (3) Moderately, (4) High, (5) Very high, Not applicable	N = 286 Std Dev = 1.13	Mean = 2.05 
Q010. Out-of-Class Activities - To what degree has this college: Communicated the importance of out-of-class activities Scale: (1) Not at all, (2) Slightly, (3) Moderately, (4) High, (5) Very high, Not applicable	N = 298 Std Dev = 1.16	Mean = 2.53 
Q011. Out-of-Class Activities - To what degree has this college: Provided opportunities for involvement in out-of-class activities that interested you Scale: (1) Not at all, (2) Slightly, (3) Moderately, (4) High, (5) Very high, Not applicable	N = 295 Std Dev = 1.19	Mean = 2.73 

<p>Q012. Academic Advising - To what degree have faculty/staff advisors: Explained the requirements for specific programs and majors</p> <p>Scale: (1) Not at all,(2) Slightly,(3) Moderately,(4) High,(5) Very high,Not applicable</p>	<p>N = 298 Std Dev = 1.18</p>	<p>Mean = 3.24</p>
<p>Q013. Academic Advising - To what degree have faculty/staff advisors: Helped you select courses</p> <p>Scale: (1) Not at all,(2) Slightly,(3) Moderately,(4) High,(5) Very high,Not applicable</p>	<p>N = 298 Std Dev = 1.23</p>	<p>Mean = 3.38</p>
<p>Q014. Academic Advising - To what degree have faculty/staff advisors: Discussed how college can help you achieve your life goals</p> <p>Scale: (1) Not at all,(2) Slightly,(3) Moderately,(4) High,(5) Very high,Not applicable</p>	<p>N = 295 Std Dev = 1.19</p>	<p>Mean = 3.08</p>
<p>Q015. Academic Advising - To what degree have faculty/staff advisors: Discussed what it takes for you to be academically successful</p> <p>Scale: (1) Not at all,(2) Slightly,(3) Moderately,(4) High,(5) Very high,Not applicable</p>	<p>N = 296 Std Dev = 1.17</p>	<p>Mean = 3.08</p>
<p>Q016. Academic Advising - To what degree have faculty/staff advisors: Discussed your future enrollment plans (e.g., stay, drop-out, transfer)</p> <p>Scale: (1) Not at all,(2) Slightly,(3) Moderately,(4) High,(5) Very high,Not applicable</p>	<p>N = 293 Std Dev = 1.27</p>	<p>Mean = 3.12</p>
<p>Q017. Focus on Diversity - To what degree is this college exposing you to different: World cultures</p> <p>Scale: (1) Not at all,(2) Slightly,(3) Moderately,(4) High,(5) Very high,Not applicable</p>	<p>N = 294 Std Dev = 1.17</p>	<p>Mean = 2.63</p>
<p>Q018. Focus on Diversity - To what degree is this college exposing you to different: World religions</p> <p>Scale: (1) Not at all,(2) Slightly,(3) Moderately,(4) High,(5) Very high,Not applicable</p>	<p>N = 290 Std Dev = 1.20</p>	<p>Mean = 2.26</p>
<p>Q019. Focus on Diversity - To what degree is this college exposing you to different: Political perspectives</p> <p>Scale: (1) Not at all,(2) Slightly,(3) Moderately,(4) High,(5) Very high,Not applicable</p>	<p>N = 289 Std Dev = 1.18</p>	<p>Mean = 2.35</p>
<p>Q020. Focus on Diversity - To what degree is this college exposing you to different: Issues related to social class/economic status (poverty vs. privilege)</p> <p>Scale: (1) Not at all,(2) Slightly,(3) Moderately,(4) High,(5) Very high,Not applicable</p>	<p>N = 290 Std Dev = 1.19</p>	<p>Mean = 2.56</p>
<p>Q021. Interactions - Within the following groups, to what degree does this college provide opportunities for interaction with individuals from differing backgrounds and cultures: Other students at this college</p> <p>Scale: (1) Not at all,(2) Slightly,(3) Moderately,(4) High,(5) Very high,Not applicable</p>	<p>N = 291 Std Dev = 1.10</p>	<p>Mean = 2.90</p>
<p>Q022. Interactions - Within the following groups, to what degree does this college provide opportunities for interaction with individuals from differing backgrounds and cultures: Faculty and staff at this college</p> <p>Scale: (1) Not at all,(2) Slightly,(3) Moderately,(4) High,(5) Very high,Not applicable</p>	<p>N = 290 Std Dev = 1.06</p>	<p>Mean = 2.76</p>
<p>Q023. Interactions - Within the following groups, to what degree does this college provide opportunities for interaction with individuals from differing backgrounds and cultures: People outside this college</p> <p>Scale: (1) Not at all,(2) Slightly,(3) Moderately,(4) High,(5) Very high,Not applicable</p>	<p>N = 281 Std Dev = 1.15</p>	<p>Mean = 2.43</p>
<p>Q024. Standards of Behavior - To what degree does this college communicate the importance of: Respecting others with differing opinions</p> <p>Scale: (1) Not at all,(2) Slightly,(3) Moderately,(4) High,(5) Very high,Not applicable</p>	<p>N = 297 Std Dev = 1.13</p>	<p>Mean = 3.58</p>
<p>Q025. Standards of Behavior - To what degree does this college communicate the importance of: Standards of behavior in an academic community</p> <p>Scale: (1) Not at all,(2) Slightly,(3) Moderately,(4) High,(5) Very high,Not applicable</p>	<p>N = 299 Std Dev = 1.05</p>	<p>Mean = 3.48</p>

<p>Q026. Standards of Behavior - To what degree does this college communicate the importance of: Acknowledging the source of ideas not your own</p> <p>Scale: (1) Not at all, (2) Slightly, (3) Moderately, (4) High, (5) Very high, Not applicable</p>	<p>N = 293 Std Dev = 1.09</p>	<p>Mean = 3.51</p>
<p>Q027. Standards of Behavior - To what degree does this college communicate the importance of: Academic honesty</p> <p>Scale: (1) Not at all, (2) Slightly, (3) Moderately, (4) High, (5) Very high, Not applicable</p>	<p>N = 299 Std Dev = 1.07</p>	<p>Mean = 3.92</p>
<p>Q028. Standards of Behavior - To what degree does this college communicate the importance of: Ethical conduct</p> <p>Scale: (1) Not at all, (2) Slightly, (3) Moderately, (4) High, (5) Very high, Not applicable</p>	<p>N = 297 Std Dev = 1.04</p>	<p>Mean = 3.65</p>
<p>Q029. Organization of this College - To what degree do you understand how this college is organized so that you know where to go if you: Have an administrative question</p> <p>Scale: (1) Not at all, (2) Slightly, (3) Moderately, (4) High, (5) Very high, Not applicable</p>	<p>N = 300 Std Dev = 1.08</p>	<p>Mean = 3.82</p>
<p>Q030. Organization of this College - To what degree do you understand how this college is organized so that you know where to go if you: Have a question about academic rules</p> <p>Scale: (1) Not at all, (2) Slightly, (3) Moderately, (4) High, (5) Very high, Not applicable</p>	<p>N = 297 Std Dev = 1.18</p>	<p>Mean = 3.39</p>
<p>Q031. Organization of this College - To what degree do you understand how this college is organized so that you know where to go if you: Need help with your coursework</p> <p>Scale: (1) Not at all, (2) Slightly, (3) Moderately, (4) High, (5) Very high, Not applicable</p>	<p>N = 298 Std Dev = 1.05</p>	<p>Mean = 3.93</p>
<p>Q032. Organization of this College - To what degree do you understand how this college is organized so that you know where to go if you: Need help with non-academic matters</p> <p>Scale: (1) Not at all, (2) Slightly, (3) Moderately, (4) High, (5) Very high, Not applicable</p>	<p>N = 289 Std Dev = 1.27</p>	<p>Mean = 2.93</p>
<p>Q033. Organization of this College - To what degree do you understand how this college is organized so that you know where to go if you: Want to be involved with a college-sponsored organization/event</p> <p>Scale: (1) Not at all, (2) Slightly, (3) Moderately, (4) High, (5) Very high, Not applicable</p>	<p>N = 286 Std Dev = 1.28</p>	<p>Mean = 2.84</p>
<p>Q034. Organization of this College - To what degree do: Faculty/staff refer you to the right office when you have questions</p> <p>Scale: (1) Not at all, (2) Slightly, (3) Moderately, (4) High, (5) Very high, Not applicable</p>	<p>N = 280 Std Dev = 1.10</p>	<p>Mean = 3.80</p>
<p>Q035. Campus Environment - At this college, to what degree do you feel: Physically safe on campus</p> <p>Scale: (1) Not at all, (2) Slightly, (3) Moderately, (4) High, (5) Very high, Not applicable</p>	<p>N = 302 Std Dev = 0.78</p>	<p>Mean = 4.36</p>
<p>Q036. Campus Environment - At this college, to what degree do you feel: Respected by others</p> <p>Scale: (1) Not at all, (2) Slightly, (3) Moderately, (4) High, (5) Very high, Not applicable</p>	<p>N = 301 Std Dev = 0.84</p>	<p>Mean = 4.08</p>
<p>Q037. Campus Environment - At this college, to what degree do you feel: You can express your beliefs without concern about how others will react</p> <p>Scale: (1) Not at all, (2) Slightly, (3) Moderately, (4) High, (5) Very high, Not applicable</p>	<p>N = 300 Std Dev = 1.01</p>	<p>Mean = 3.74</p>
<p>Q038. Campus Environment - At this college, to what degree do you feel: Your academic needs are met</p> <p>Scale: (1) Not at all, (2) Slightly, (3) Moderately, (4) High, (5) Very high, Not applicable</p>	<p>N = 301 Std Dev = 1.03</p>	<p>Mean = 3.72</p>
<p>Q039. Campus Environment - At this college, to what degree do you feel: Your social needs are met</p> <p>Scale: (1) Not at all, (2) Slightly, (3) Moderately, (4) High, (5) Very high, Not applicable</p>	<p>N = 297 Std Dev = 1.26</p>	<p>Mean = 3.29</p>

Q040. Campus Environment - At this college, to what degree do you feel: You belong	N = 298 Std Dev = 1.17	Mean = 3.42 
Scale: (1) Not at all, (2) Slightly, (3) Moderately, (4) High, (5) Very high, Not applicable		
Q041. Reasons for Enrollment - To what degree: Have faculty/staff helped you examine your personal reasons for getting a college education	N = 288 Std Dev = 1.26	Mean = 2.85 
Scale: (1) Not at all, (2) Slightly, (3) Moderately, (4) High, (5) Very high, Not applicable		
Q042. Reasons for Enrollment - To what degree: Do you understand your institution's intended learning goals for the first year of college	N = 296 Std Dev = 1.24	Mean = 2.96 
Scale: (1) Not at all, (2) Slightly, (3) Moderately, (4) High, (5) Very high, Not applicable		
Q043. Reasons for Enrollment - To what degree does this college help you understand how attending college: Increases knowledge for your future employment	N = 298 Std Dev = 1.14	Mean = 3.39 
Scale: (1) Not at all, (2) Slightly, (3) Moderately, (4) High, (5) Very high, Not applicable		
Q044. Reasons for Enrollment - To what degree does this college help you understand how attending college: Increases knowledge for your personal growth	N = 298 Std Dev = 1.12	Mean = 3.41 
Scale: (1) Not at all, (2) Slightly, (3) Moderately, (4) High, (5) Very high, Not applicable		
Q045. Reasons for Enrollment - To what degree does this college help you understand how attending college: Prepares you to be an involved member of your community	N = 293 Std Dev = 1.19	Mean = 3.09 
Scale: (1) Not at all, (2) Slightly, (3) Moderately, (4) High, (5) Very high, Not applicable		
Q046. Reasons for Enrollment - To what degree does this college help you understand how attending college: Prepares you to contribute to the betterment of society	N = 297 Std Dev = 1.16	Mean = 3.07 
Scale: (1) Not at all, (2) Slightly, (3) Moderately, (4) High, (5) Very high, Not applicable		
Q047. Quality of Courses and Instruction - For the COURSE you identified, to what degree is the course appropriate for your level of academic preparation regarding: Writing skills	N = 273 Std Dev = 0.92	Mean = 3.32 
Scale: (1) Too difficult, (2) Difficult, (3) About right, (4) Easy, (5) Too easy, not applicable		
Q048. Quality of Courses and Instruction - For the COURSE you identified, to what degree is the course appropriate for your level of academic preparation regarding: Reading skills	N = 273 Std Dev = 0.89	Mean = 3.48 
Scale: (1) Too difficult, (2) Difficult, (3) About right, (4) Easy, (5) Too easy, not applicable		
Q049. Quality of Courses and Instruction - For the COURSE you identified, to what degree is the course appropriate for your level of academic preparation regarding: Library research skills	N = 241 Std Dev = 1.02	Mean = 3.26 
Scale: (1) Too difficult, (2) Difficult, (3) About right, (4) Easy, (5) Too easy, not applicable		
Q050. Quality of Courses and Instruction - For the COURSE you identified, to what degree is the course appropriate for your level of academic preparation regarding: Mathematical skills	N = 228 Std Dev = 1.12	Mean = 3.09 
Scale: (1) Too difficult, (2) Difficult, (3) About right, (4) Easy, (5) Too easy, not applicable		
Q051. Quality of Courses and Instruction - For the COURSE you identified, to what degree is the course appropriate for your level of academic preparation regarding: Computing skills	N = 224 Std Dev = 1.01	Mean = 3.41 
Scale: (1) Too difficult, (2) Difficult, (3) About right, (4) Easy, (5) Too easy, not applicable		
Q052. Quality of Courses and Instruction - For the COURSE you identified, to what degree: Is the course material valuable to you	N = 298 Std Dev = 1.10	Mean = 3.46 
Scale: (1) Not at all, (2) Seldom, (3) Sometimes, (4) Often, (5) Always, not applicable		
Q053. Quality of Courses and Instruction - For the COURSE you identified, to what degree: Has this instructor helped you learn the course material	N = 296 Std Dev = 1.22	Mean = 3.69 
Scale: (1) Not at all, (2) Seldom, (3) Sometimes, (4) Often, (5) Always, not applicable		
Q054. Quality of Courses and Instruction - For the COURSE you identified, to what degree does the instructor: Provide individual attention	N = 300 Std Dev = 1.16	Mean = 3.43 

Scale: (1) Not at all, (2) Seldom, (3) Sometimes, (4) Often, (5) Always, not applicable

Q055. Quality of Courses and Instruction - For the COURSE you identified, to what degree does the instructor: Treat all students fairly regardless of gender/race/ethnicity

N = 299  
Std Dev = 0.98

Mean = 4.39



Scale: (1) Not at all, (2) Seldom, (3) Sometimes, (4) Often, (5) Always, not applicable

Q056. Quality of Courses and Instruction - For the COURSE you identified, to what degree does the instructor: Provide prompt feedback about how well you are doing in the course

N = 296  
Std Dev = 1.28

Mean = 3.45



Scale: (1) Not at all, (2) Seldom, (3) Sometimes, (4) Often, (5) Always, not applicable

Q057. Quality of Courses and Instruction - For the COURSE you identified, to what degree does the instructor: Encourage you to ask questions in class

N = 300  
Std Dev = 1.22

Mean = 3.86



Scale: (1) Not at all, (2) Seldom, (3) Sometimes, (4) Often, (5) Always, not applicable

Q058. Quality of Courses and Instruction - For the COURSE you identified, to what degree does the instructor: Effectively organize the course material

N = 299  
Std Dev = 1.14

Mean = 3.85



Scale: (1) Not at all, (2) Seldom, (3) Sometimes, (4) Often, (5) Always, not applicable

Q059. Quality of Courses and Instruction - For the COURSE you identified, to what degree does the instructor: Communicate concepts clearly

N = 298  
Std Dev = 1.17

Mean = 3.82



Scale: (1) Not at all, (2) Seldom, (3) Sometimes, (4) Often, (5) Always, not applicable

Q060. Quality of Courses and Instruction - For the COURSE you identified, to what degree does the instructor: Use effective teaching methods

N = 299  
Std Dev = 1.19

Mean = 3.79



Scale: (1) Not at all, (2) Seldom, (3) Sometimes, (4) Often, (5) Always, not applicable

Q061. Quality of Courses and Instruction - For the COURSE you identified, to what degree does the instructor: Communicate academic expectations to you

N = 299  
Std Dev = 1.22

Mean = 3.67



Scale: (1) Not at all, (2) Seldom, (3) Sometimes, (4) Often, (5) Always, not applicable

Q062. Quality of Courses and Instruction - For the COURSE you identified, to what degree does the instructor: Encourage you to participate in course-related, out-of class events (e.g., lectures, concerts, exhibits)

N = 290  
Std Dev = 1.40

Mean = 3.01



Scale: (1) Not at all, (2) Seldom, (3) Sometimes, (4) Often, (5) Always, not applicable

Q063. Quality of Courses and Instruction - For the COURSE you identified, to what degree does the instructor: Make him/herself available outside of class

N = 289  
Std Dev = 1.25

Mean = 3.66



Scale: (1) Not at all, (2) Seldom, (3) Sometimes, (4) Often, (5) Always, not applicable

Q065. Overall Evaluation - Overall, to what degree has this college: Provided you the right amount of attention and support

N = 301  
Std Dev = 0.87

Mean = 3.24



Scale: (1) Not at all, (2) Slightly, (3) Moderately, (4) High, (5) Very high, Not applicable

Q066. Overall Evaluation - Overall, to what degree has this college: Helped you make the transition to college

N = 294  
Std Dev = 1.11

Mean = 3.24



Scale: (1) Not at all, (2) Slightly, (3) Moderately, (4) High, (5) Very high, Not applicable

Q067. Overall Evaluation - Overall, to what degree has this college: Been a good place for college students like you

N = 297  
Std Dev = 1.09

Mean = 3.49



Scale: (1) Not at all, (2) Slightly, (3) Moderately, (4) High, (5) Very high, Not applicable

Q068. Overall Evaluation - Overall, to what degree has this college: Helped you succeed as a student

N = 298  
Std Dev = 1.02

Mean = 3.32



Scale: (1) Not at all, (2) Slightly, (3) Moderately, (4) High, (5) Very high, Not applicable


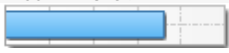






Q069. Overall Evaluation - Overall, to what degree: Would you recommend this college to friends

N = 299  
Std Dev = 1.19

Mean = 3.46



Scale: (1) Not at all, (2) Slightly, (3) Moderately, (4) High, (5) Very high, Not applicable

Q070. Overall Evaluation - Overall, to what degree: Are you satisfied with your decision to attend this college	N = 301 Std Dev = 1.26	Mean = 3.48 
Scale: (1) Not at all, (2) Slightly, (3) Moderately, (4) High, (5) Very high, Not applicable		
Q071. Overall Evaluation - Overall, to what degree: Is this college committed to the success of new students	N = 294 Std Dev = 1.13	Mean = 3.59 
Scale: (1) Not at all, (2) Slightly, (3) Moderately, (4) High, (5) Very high, Not applicable		
Q072. Overall Evaluation - To what degree has your college experience allowed you to: Expand your awareness of issues	N = 293 Std Dev = 1.14	Mean = 3.20 
Scale: (1) Not at all, (2) Slightly, (3) Moderately, (4) High, (5) Very high, Not applicable		
Q073. Overall Evaluation - To what degree has your college experience allowed you to: Discuss a broader range of topics	N = 294 Std Dev = 1.14	Mean = 3.26 
Scale: (1) Not at all, (2) Slightly, (3) Moderately, (4) High, (5) Very high, Not applicable		
Q074. Overall Evaluation - To what degree has your college experience allowed you to: Better defend your position on issues	N = 293 Std Dev = 1.15	Mean = 3.24 
Scale: (1) Not at all, (2) Slightly, (3) Moderately, (4) High, (5) Very high, Not applicable		
Q075. Overall Evaluation - To what degree has your college experience influenced: Your ability to make better decisions	N = 293 Std Dev = 1.15	Mean = 3.14 
Scale: (1) Not at all, (2) Slightly, (3) Moderately, (4) High, (5) Very high, Not applicable		
Q076. Overall Evaluation - To what degree has your college experience influenced: Your ability to objectively evaluate information	N = 292 Std Dev = 1.14	Mean = 3.27 
Scale: (1) Not at all, (2) Slightly, (3) Moderately, (4) High, (5) Very high, Not applicable		
Q077. Overall Evaluation - Comparing the cost of attending this college to the quality of the educational experience, please rate the overall value of the experience	N = 292 Std Dev = 0.98	Mean = 3.76 
Scale: (1) Very poor, (2) Poor, (3) Neutral, (4) Good, (5) Excellent		

Show up to  Questions(s) per Report Page

Report Page  of 1

[back to top](#)

Report: Scaled Questions  
Report Generated: 2/26/2008 1:47 PM

Foundations of Excellence® New Student Survey (2 Year)  
(Order: 12605)  
Population: McHenry County College > All Respondents (no filter selected)

Copyright EBI 2008, May not be reproduced without permission