



Frequency distribution of the **categorical questions** for your institution compared to all **comparison groups**
 Use Report Selections to customize the information appearing in your reports.

Order: 12380 > Foundations of Excellence® Faculty/Staff Survey (2 Year)

Population: McHenry County College > All Respondents (no filter selected) (265 responses)

Report Selections [Close](#)

Comparison Groups: Categorical Question: **All Categorical Questions**

Your Institution

Select 6

Carnegie Class

All Institutions

Sort Questions by **Categorical Question** in descending order

Include Individual Select 6

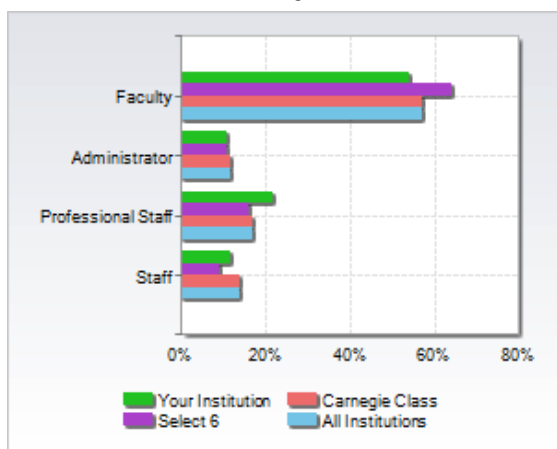
[Advanced Options](#)

Display Questions containing:

Show up to **25** Categorical Question(s) per Report Page

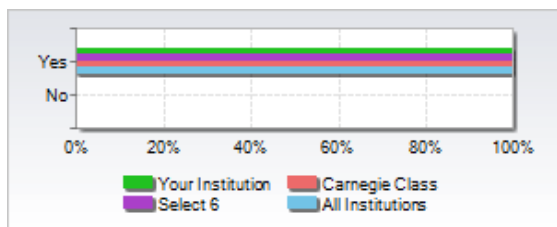
Report Page **1** of 1

D001. Best describes your main work role/assignment



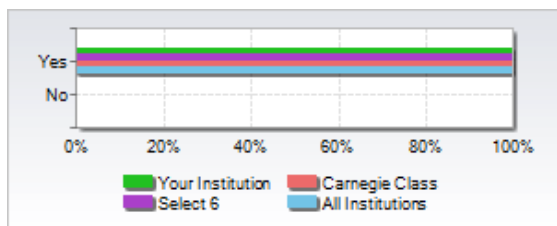
	Your Institution	Select 6	Carnegie Class	All Institutions
Faculty	114 (54%)	659 (64%)	1659 (57%)	1659 (57%)
Administrator	23 (11%)	116 (11%)	347 (12%)	347 (12%)
Professional Staff	47 (22%)	160 (16%)	499 (17%)	499 (17%)
Staff	26 (12%)	97 (9%)	399 (14%)	399 (14%)

D002. Worked at this institution for at least a year



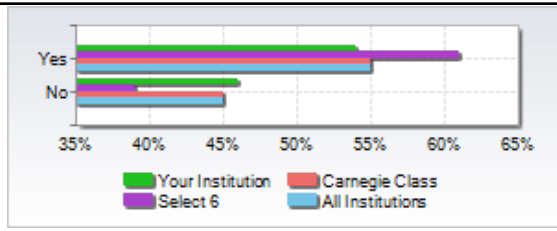
	Your Institution	Select 6	Carnegie Class	All Institutions
Yes	210 (100%)	1032 (100%)	2904 (100%)	2904 (100%)
No	0 (0%)	0 (0%)	0 (0%)	0 (0%)

D003. Direct working relationships with new students

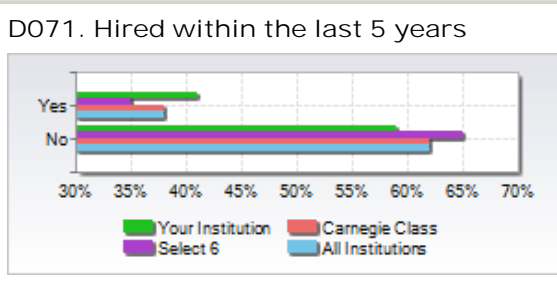


	Your Institution	Select 6	Carnegie Class	All Institutions
Yes	210 (100%)	1032 (100%)	2899 (100%)	2899 (100%)
No	0 (0%)	0 (0%)	5 (0%)	5 (0%)

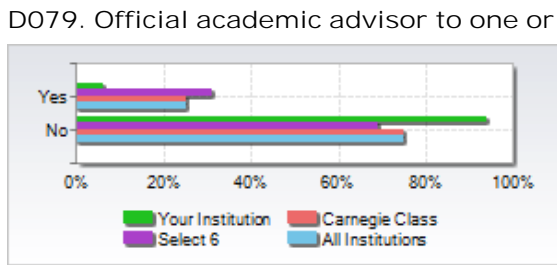
D057. Taught a class that predominantly enrolled new students



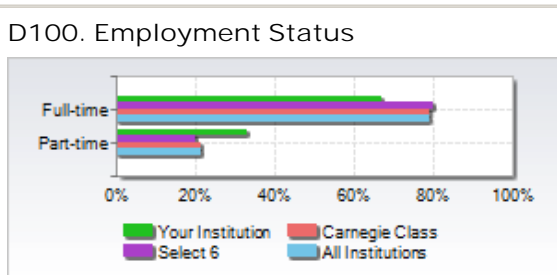
	Your Institution	Select 6	Carnegie Class	All Institutions
Yes	113 (54%)	633 (61%)	1583 (55%)	1583 (55%)
No	97 (46%)	399 (39%)	1321 (45%)	1321 (45%)



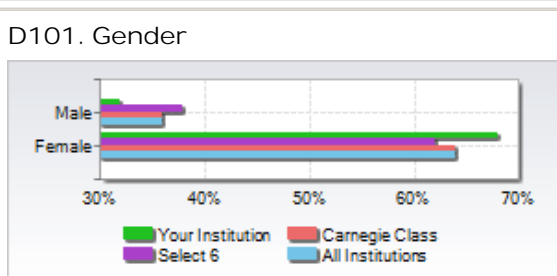
	Your Institution	Select 6	Carnegie Class	All Institutions
Yes	45 (41%)	229 (35%)	620 (38%)	620 (38%)
No	66 (59%)	420 (65%)	1013 (62%)	1013 (62%)



	Your Institution	Select 6	Carnegie Class	All Institutions
Yes	13 (6%)	318 (31%)	714 (25%)	714 (25%)
No	197 (94%)	714 (69%)	2188 (75%)	2188 (75%)



	Your Institution	Select 6	Carnegie Class	All Institutions
Full-time	140 (67%)	818 (80%)	2257 (79%)	2257 (79%)
Part-time	69 (33%)	204 (20%)	610 (21%)	610 (21%)



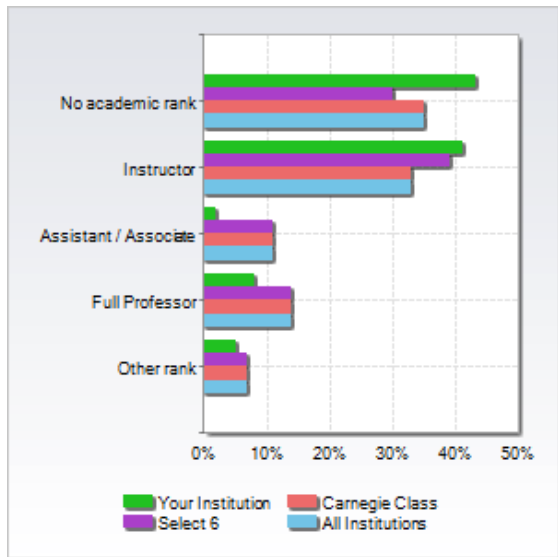
	Your Institution	Select 6	Carnegie Class	All Institutions
Male	67 (32%)	382 (38%)	1019 (36%)	1019 (36%)
Female	143 (68%)	635 (62%)	1829 (64%)	1829 (64%)

D102. Racial/Ethnic Group



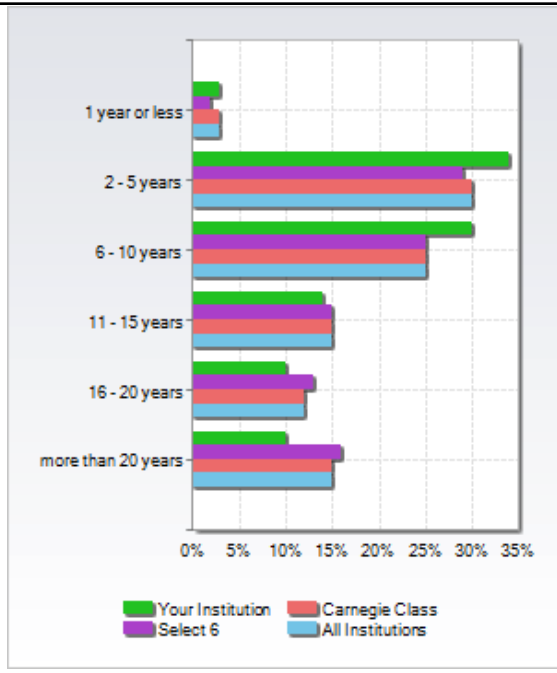
	Your Institution	Select 6	Carnegie Class	All Institutions
Non-resident Alien	1 (0%)	1 (0%)	3 (0%)	3 (0%)
Black, non-Hispanic	1 (0%)	102 (10%)	212 (8%)	212 (8%)
American Indian/Alaska Native	0 (0%)	9 (1%)	24 (1%)	24 (1%)
Asian/Pacific Islander	8 (4%)	55 (5%)	84 (3%)	84 (3%)
Hispanic	4 (2%)	57 (6%)	125 (4%)	125 (4%)
White, non-Hispanic	178 (87%)	735 (73%)	2233 (80%)	2233 (80%)
Multiracial	4 (2%)	21 (2%)	60 (2%)	60 (2%)
Race/Ethnicity unknown	8 (4%)	28 (3%)	67 (2%)	67 (2%)

D103. Academic Rank



	Your Institution	Select 6	Carnegie Class	All Institutions
No academic rank	88 (43%)	303 (30%)	1000 (35%)	1000 (35%)
Instructor	84 (41%)	393 (39%)	948 (33%)	948 (33%)
Assistant / Associate	4 (2%)	114 (11%)	306 (11%)	306 (11%)
Full Professor	17 (8%)	139 (14%)	410 (14%)	410 (14%)
Other rank	11 (5%)	70 (7%)	187 (7%)	187 (7%)

D104. How long have you worked at this institution



	Your Institution	Select 6	Carnegie Class	All Institutions
1 year or less	6 (3%)	23 (2%)	83 (3%)	83 (3%)
2 - 5 years	71 (34%)	299 (29%)	873 (30%)	873 (30%)
6 - 10 years	62 (30%)	258 (25%)	714 (25%)	714 (25%)
11 - 15 years	29 (14%)	152 (15%)	436 (15%)	436 (15%)
16 - 20 years	20 (10%)	133 (13%)	335 (12%)	335 (12%)
more than 20 years	22 (10%)	161 (16%)	433 (15%)	433 (15%)

Show up to Categorical Question(s) per Report Page

Report Page of 1

[back to top](#)

Report: Comparison Group Frequencies by Category
 Report Generated: 6/27/2008 2:33 PM

Foundations of Excellence® Faculty/Staff Survey (2 Year)
 (Order: 12380)

Population: McHenry County College > All Respondents (no filter selected)

Copyright EBI 2008, May not be reproduced without permission