



Number responding, [standard deviation](#) and [mean](#) of the questions by [factor](#)
 Use Report Selections to customize the information appearing in your reports.

Order: 12380 > Foundations of Excellence® Faculty/Staff Survey (2 Year)

Population: McHenry County College > All Respondents (no filter selected) (265 responses)

Report Selections [Close](#)

Choose Factor: All Factors

[j](#) Mean [j](#) Frequency

[Advanced Options](#)

Display Factors containing:

Show up to All Factor(s) per Report Page

Report Page 1 of 1

	Mean	Std Dev	N	% Responding
Factor 1 . Philosophy Dimension	3.38	0.87	210	79.3 %

Question	N	Std Dev	Mean
Q011. Philosophy - To what degree: Has an institutional philosophy for working with new students at this institution been communicated to you	203	1.17	3.14
Q013. Philosophy - To what degree: Does this institution operate from a commonly held philosophy about the new student experience	189	1.19	3.10
Q015. Philosophy - To what degree: Is a formalized institutional philosophy for working with new students valuable	199	1.14	3.88
Q012. Philosophy - To what degree: Has a department/unit philosophy for working with new students at this institution been communicated to you	202	1.31	3.22
Q029. Influence - To what degree: Does your department/unit have a voice in decisions about new student issues	182	1.19	3.10
Q016. Philosophy - To what degree: Do you believe that this institution has a special commitment to the success of new students	205	1.05	3.85

	Mean	Std Dev	N	% Responding
Factor 2 . Organization Dimension	3.48	0.70	210	79.3 %

Question	N	Std Dev	Mean
Q014. Philosophy - To what degree: Does your department/unit operate from a commonly held philosophy for working with new students	194	1.24	3.37
Q017. Organization of Institution - Based on your understanding of this institution's organizational structure, to what degree can you correctly refer students regarding: Administrative questions	205	1.08	3.70
Q018. Organization of Institution - Based on your understanding of this institution's organizational structure, to what degree can you correctly refer students regarding: Questions about academic rules	206	1.04	3.84
Q019. Organization of Institution - Based on your understanding of this institution's organizational structure, to what degree can you correctly refer students regarding: Help with coursework	203	0.96	4.27
Q020. Organization of Institution - Based on your understanding of this institution's organizational structure, to what degree can you correctly refer students regarding: Help with personal issues (money management, family matters, etc.)	199	1.26	3.50
Q021. Organization of Institution - Based on your understanding of this institution's organizational structure, to what degree can you correctly refer students regarding: Becoming involved with an	200	1.12	3.63

institution-sponsored organization / event			
Q022. First Year Structures and Resources - To what degree has this institution effectively organized itself to develop an integrated first college year that supports: Routine communications among discrete units/functions	178	1.06	3.08
Q023. First Year Structures and Resources - To what degree has this institution effectively organized itself to develop an integrated first college year that supports: Collaborations between academic and student services	184	1.06	3.16
Q024. First Year Structures and Resources - To what degree are resources (personnel and fiscal) adequate for the following: Entry-level courses	179	0.95	3.62
Q025. First Year Structures and Resources - To what degree are resources (personnel and fiscal) adequate for the following: Academic support services	186	0.92	3.65
Q026. First Year Structures and Resources - To what degree are resources (personnel and fiscal) adequate for the following: Extracurricular activities	171	0.93	3.61
Q027. First Year Structures and Resources - To what degree: Are student services and faculty partnerships encouraged by senior institution leaders	158	1.15	3.18
Q028. Influence - To what degree: Do you, as a faculty/staff member, have a voice in decisions about new student issues	200	1.16	2.60

	Mean	Std Dev	N	% Responding
Factor 3 . Transitions Dimension	3.62	0.80	210	79.3 %

Question	N	Std Dev	Mean
Q073. Standards of Behavior - To what degree does this institution communicate to new students the importance of: Standards of behavior in an academic community	192	0.96	3.59
Q074. Standards of Behavior - To what degree does this institution communicate to new students the importance of: Academic honesty	192	0.95	3.90
Q075. Standards of Behavior - To what degree does this institution communicate to new students the importance of: Acknowledging the source of ideas not their own	189	0.93	3.83
Q076. Standards of Behavior - To what degree does this institution communicate to new students the importance of: Ethical conduct	190	1.03	3.67
Q077. Standards of Behavior - To what degree does this institution: Assure that all new students experience academic support outside the classroom	182	0.95	3.52
Q078. Academic Advising - Please rate: The overall effectiveness of academic advising for students at this institution	202	0.95	3.28
Q080. Academic Advising - In advising new students, to what degree do you: Help them select courses	13	0.61	4.69
Q081. Academic Advising - In advising new students, to what degree do you: Discuss what it takes for them to be academically successful	13	0.75	4.46
Q082. Academic Advising - In advising new students, to what degree do you: Discuss their future enrollment plans (stay, drop-out, transfer)	13	0.84	4.62
Q083. Academic Advising - In advising new students, to what degree do you: Have adequate training to effectively address their needs	13	0.75	4.46

	Mean	Std Dev	N	% Responding
Factor 4 . Campus Culture Dimension	3.41	1.00	197	74.3 %

Question	N	Std Dev	Mean
Q054. Importance of Work - To what degree is faculty involvement with new students considered important by: Institution leaders	169	1.09	3.71
Q055. Importance of Work - To what degree is faculty involvement with new students considered important by: Your department/unit leader	189	1.08	3.89
Q056. Importance of Work - To what degree is faculty involvement with new students considered important by: Your colleagues	179	0.98	3.77
Q058. Importance of Work - To what degree is excellence in teaching new students acknowledged, recognized, and/or rewarded by: Faculty colleagues	96	1.20	2.86
Q059. Importance of Work - To what degree is excellence in teaching new students acknowledged, recognized, and/or rewarded by: Department/unit leader	98	1.28	2.89
Q060. Importance of Work - To what degree is excellence in teaching new students acknowledged, recognized, and/or rewarded by: Institution leaders	95	1.28	2.76
Q069. Hiring Process - During the hiring process at this institution, to what degree are faculty responsibilities related to new students addressed by means of the following: Position descriptions	78	1.12	2.38
Q070. Hiring Process - During the hiring process at this institution, to what degree are faculty responsibilities related to new students addressed by means of the following: Candidate interviews	76	1.27	2.50
Q072. Hiring Process - If yes, during the new faculty orientation at this institution, to what degree were your responsibilities related to new students addressed?	41	1.13	2.56

Mean	Std Dev	N	% Responding
3.89	0.76	200	75.5 %











Factor 5 . All Students Dimension

Question	N	Std Dev	Mean
Q036. Student Sub-populations - During the first year, to what degree does this institution address the unique needs of the following student sub-populations: Honors students	160	0.94	3.79
Q037. Student Sub-populations - During the first year, to what degree does this institution address the unique needs of the following student sub-populations: Students with academic deficiencies	189	0.97	3.83
Q038. Student Sub-populations - During the first year, to what degree does this institution address the unique needs of the following student sub-populations: Students with learning disabilities	194	0.90	4.13
Q039. Student Sub-populations - During the first year, to what degree does this institution address the unique needs of the following student sub-populations: Students with physical disabilities	191	0.91	4.04
Q040. Student Sub-populations - During the first year, to what degree does this institution address the unique needs of the following student sub-populations: Student athletes	170	0.88	3.91
Q041. Student Sub-populations - During the first year, to what degree does this institution address the unique needs of the following student sub-populations: Racial/ethnic minority students	168	0.94	3.55







Mean	Std Dev	N	% Responding
3.75	0.85	206	77.7 %

Factor 6 . Learning Dimension

Question	N	Std Dev	Mean
Q047. Educational Opportunities - To what degree does this institution assure that all new students experience: Individualized attention from	183	1.05	3.56

faculty/staff			
Q048. Educational Opportunities - To what degree does this institution assure that all new students experience: Out-of-class learning opportunities	158	1.06	3.23 
Q049. Educational Opportunities - To what degree: Do you understand this institution's intended educational goals for new students	196	1.14	3.39 
Q061. First Year Course Instruction - For your course(s) that enroll(s) new students, to what degree do you: Communicate your academic expectations to students	110	0.67	4.51 
Q062. First Year Course Instruction - For your course(s) that enroll(s) new students, to what degree do you: Encourage students to ask questions in class	110	0.60	4.70 
Q063. First Year Course Instruction - For your course(s) that enroll(s) new students, to what degree do you: Effectively manage student behavior in classes	110	0.68	4.36 
Q064. First Year Course Instruction - For your course(s) that enroll(s) new students, to what degree do you: Initiate communication, early in the term, with students who are performing poorly	106	0.93	4.17 
Q065. First Year Course Instruction - For your course(s) that enroll(s) new students, to what degree do you: Encourage students to participate in course-related, out-of-class events (e.g. lectures, concerts, exhibits)	108	1.09	3.82 
Q066. First Year Course Instruction - For your course(s) that enroll(s) new students, to what degree do you: Make yourself available to students outside of class	106	0.60	4.65 
Q067. First Year Course Instruction - For your course(s) that enroll(s) new students, to what degree: Were specific learning goals developed	110	0.75	4.39 
Q068. First Year Course Instruction - For your course(s) that enroll(s) new students, to what degree: Was achievement of student learning goals documented	110	0.97	4.12 

	Mean	Std Dev	N	% Responding
Factor 7 . Diversity Dimension	3.39	0.81	204	77.0 %

Question	N	Std Dev	Mean
Q030. Diverse Curriculum and Co-Curriculum - To what degree does this institution's: Curriculum, as experienced by new students, include appropriate attention to diverse ideas and world views	165	1.01	3.54 
Q031. Diverse Curriculum and Co-Curriculum - To what degree does this institution's: Out-of-class activities for new students include appropriate attention to diverse ideas and world views	152	1.03	3.41 
Q032. Diverse Interactions - Within the following groups, to what degree does this institution provide opportunities for students to interact with individuals from differing backgrounds and cultures: Other students at the institution	186	1.02	3.52 
Q033. Diverse Interactions - Within the following groups, to what degree does this institution provide opportunities for students to interact with individuals from differing backgrounds and cultures: Faculty and staff	191	0.98	3.30 
Q034. Diverse Interactions - Within the following groups, to what degree does this institution provide opportunities for students to interact with individuals from differing backgrounds and cultures: People outside this institution	150	0.94	2.88 
Q035. Diverse Interactions - To what degree does this institution communicate to new students the importance of: Respecting others with differing opinions	183	1.07	3.54 

Mean	Std Dev	N	% Responding
------	---------	---	--------------

Factor 8 . Roles & Purposes Dimension		3.34	0.87	182	68.7 %
Question	N	Std Dev	Mean		
Q042. Reasons for Education - To what degree does this institution help new students explore their motivation for getting a college education in terms of: Knowledge for personal growth	171	0.99	3.30		
Q043. Reasons for Education - To what degree does this institution help new students explore their motivation for getting a college education in terms of: Preparation for future employment	176	0.96	3.67		
Q044. Reasons for Education - To what degree does this institution help new students explore their motivation for getting a college education in terms of: Active engagement in the community	162	1.00	3.06		
Q045. Reasons for Education - To what degree does this institution help new students explore their motivation for getting a college education in terms of: Contributions to the betterment of society	159	1.05	3.08		
Q046. Reasons for Education - To what degree does this institution help new students explore their motivation for getting a college education in terms of: Achievement of their life goals	169	0.94	3.51		

Factor 9 . Improvement Dimension		2.66	0.77	210	79.3 %
Question	N	Std Dev	Mean		
Q050. Professional Development - To what degree are you engaged in the following professional activities focusing on the first year: Attending conference(s) or workshops at this institution	189	1.37	2.90		
Q051. Professional Development - To what degree are you engaged in the following professional activities focusing on the first year: Attending national/regional conferences or meetings	180	1.38	2.26		
Q052. Professional Development - To what degree are you engaged in the following professional activities focusing on the first year: Reading professional materials	190	1.30	3.21		
Q053. Professional Development - To what degree are you engaged in the following professional activities focusing on the first year: Presenting at conferences or contributing to publications	166	1.25	1.87		
Q084. Use of Assessment - To what degree has the following information directly influenced your work with new students: Demographic information from this institution's databases	209	1.26	2.40		
Q085. Use of Assessment - To what degree has the following information directly influenced your work with new students: Measures of pre-enrollment academic skills from this institution's databases	208	1.26	2.30		
Q086. Use of Assessment - To what degree has the following information directly influenced your work with new students: Academic skills measured after one semester/quarter or more	208	1.29	2.55		
Q087. Use of Assessment - To what degree has the following information directly influenced your work with new students: Measures of student time spent studying	205	1.21	2.27		
Q088. Use of Assessment - To what degree has the following information directly influenced your work with new students: Measures of student alcohol consumption	207	0.98	1.64		
Q089. Use of Assessment - To what degree has the following information directly influenced your work with new students: Current practices at other institutions	206	1.21	2.54		
Q090. Use of Assessment - To what degree has the					

following information directly influenced your work with new students: Professional / published research	206	1.13	2.77	
Q091. Use of Assessment - To what degree has the following information directly influenced your work with new students: Student evaluations, assessments, or feedback	206	1.22	3.59	
Q092. Use of Assessment - Overall, please rate this institution's assessment capabilities relevant to the first year of college: Assessing what's relevant	206	0.99	3.21	
Q093. Use of Assessment - Overall, please rate this institution's assessment capabilities relevant to the first year of college: Disseminating results in a timely manner	203	1.07	3.13	
Q094. Use of Assessment - Overall, please rate this institution's assessment capabilities relevant to the first year of college: Using results for improvement	203	1.11	3.23	

	Mean	Std Dev	N	% Responding
Factor 10 . Overall Evaluation of Institution	3.53	0.88	195	73.6 %

Question	N	Std Dev	Mean
Q095. Overall Evaluation - To what degree does this institution's delivery of the first year: Demonstrate that the success of new students is an important institutional goal	187	1.00	3.64
Q096. Overall Evaluation - To what degree does this institution's delivery of the first year: Enhance students' personal development	178	0.98	3.34
Q097. Overall Evaluation - To what degree does this institution's delivery of the first year: Enhance student learning	180	0.97	3.57
Q098. Overall Evaluation - To what degree does this institution's delivery of the first year: Improve the probability that students will re-enroll at this institution	174	0.99	3.47
Q099. Overall Evaluation - To what degree does this institution's delivery of the first year: Provide a high quality experience for students	186	0.98	3.51

	Mean	Std Dev	N	% Responding
Factor 11 . Philosophy: Communication of Philosophy	3.18	1.12	203	76.6 %

Question	N	Std Dev	Mean
Q011. Philosophy - To what degree: Has an institutional philosophy for working with new students at this institution been communicated to you	203	1.17	3.14
Q012. Philosophy - To what degree: Has a department/unit philosophy for working with new students at this institution been communicated to you	202	1.31	3.22

	Mean	Std Dev	N	% Responding
Factor 12 . Philosophy: Operate under a Common Philosophy	3.23	1.10	201	75.9 %

Question	N	Std Dev	Mean
Q013. Philosophy - To what degree: Does this institution operate from a commonly held philosophy about the new student experience	189	1.19	3.10
Q014. Philosophy - To what degree: Does your department/unit operate from a commonly held philosophy for working with new students	194	1.24	3.37

	Mean	Std Dev	N	% Responding
Factor 13 . Organization: Institution	3.80	0.87	208	78.5 %

Question	N	Std Dev	Mean
Q017. Organization of Institution - Based on your			

understanding of this institution's organizational structure, to what degree can you correctly refer students regarding: Administrative questions	205	1.08	3.70	
Q018. Organization of Institution - Based on your understanding of this institution's organizational structure, to what degree can you correctly refer students regarding: Questions about academic rules	206	1.04	3.84	
Q019. Organization of Institution - Based on your understanding of this institution's organizational structure, to what degree can you correctly refer students regarding: Help with coursework	203	0.96	4.27	
Q020. Organization of Institution - Based on your understanding of this institution's organizational structure, to what degree can you correctly refer students regarding: Help with personal issues (money management, family matters, etc.)	199	1.26	3.50	
Q021. Organization of Institution - Based on your understanding of this institution's organizational structure, to what degree can you correctly refer students regarding: Becoming involved with an institution-sponsored organization / event	200	1.12	3.63	

	Mean	Std Dev	N	% Responding
Factor 14 . Organization: First Year Structures	3.36	0.80	205	77.4 %

Question	N	Std Dev	Mean	
Q022. First Year Structures and Resources - To what degree has this institution effectively organized itself to develop an integrated first college year that supports: Routine communications among discrete units/functions	178	1.06	3.08	
Q023. First Year Structures and Resources - To what degree has this institution effectively organized itself to develop an integrated first college year that supports: Collaborations between academic and student services	184	1.06	3.16	
Q024. First Year Structures and Resources - To what degree are resources (personnel and fiscal) adequate for the following: Entry-level courses	179	0.95	3.62	
Q025. First Year Structures and Resources - To what degree are resources (personnel and fiscal) adequate for the following: Academic support services	186	0.92	3.65	
Q026. First Year Structures and Resources - To what degree are resources (personnel and fiscal) adequate for the following: Extracurricular activities	171	0.93	3.61	
Q027. First Year Structures and Resources - To what degree: Are student services and faculty partnerships encouraged by senior institution leaders	158	1.15	3.18	

	Mean	Std Dev	N	% Responding
Factor 15 . Transitions: Academic Advising	4.56	0.65	13	4.9 %

Question	N	Std Dev	Mean	
Q080. Academic Advising - In advising new students, to what degree do you: Help them select courses	13	0.61	4.69	
Q081. Academic Advising - In advising new students, to what degree do you: Discuss what it takes for them to be academically successful	13	0.75	4.46	
Q082. Academic Advising - In advising new students, to what degree do you: Discuss their future enrollment plans (stay, drop-out, transfer)	13	0.84	4.62	
Q083. Academic Advising - In advising new students, to what degree do you: Have adequate training to effectively address their needs	13	0.75	4.46	

	Mean	Std Dev	N	% Responding
Factor 16 . Transitions: Standards of Behavior	3.69	0.86	203	76.6 %

Question	N	Std Dev	Mean
Q073. Standards of Behavior - To what degree does this institution communicate to new students the importance of: Standards of behavior in an academic community	192	0.96	3.59
Q074. Standards of Behavior - To what degree does this institution communicate to new students the importance of: Academic honesty	192	0.95	3.90
Q075. Standards of Behavior - To what degree does this institution communicate to new students the importance of: Acknowledging the source of ideas not their own	189	0.93	3.83
Q076. Standards of Behavior - To what degree does this institution communicate to new students the importance of: Ethical conduct	190	1.03	3.67
Q077. Standards of Behavior - To what degree does this institution: Assure that all new students experience academic support outside the classroom	182	0.95	3.52

	Mean	Std Dev	N	% Responding
Factor 17 . Campus Culture: Involvement	3.81	0.92	191	72.1 %

Question	N	Std Dev	Mean
Q054. Importance of Work - To what degree is faculty involvement with new students considered important by: Institution leaders	169	1.09	3.71
Q055. Importance of Work - To what degree is faculty involvement with new students considered important by: Your department/unit leader	189	1.08	3.89
Q056. Importance of Work - To what degree is faculty involvement with new students considered important by: Your colleagues	179	0.98	3.77

	Mean	Std Dev	N	% Responding
Factor 18 . Campus Culture: Excellence in Teaching	2.83	1.17	100	37.7 %

Question	N	Std Dev	Mean
Q058. Importance of Work - To what degree is excellence in teaching new students acknowledged, recognized, and/or rewarded by: Faculty colleagues	96	1.20	2.86
Q059. Importance of Work - To what degree is excellence in teaching new students acknowledged, recognized, and/or rewarded by: Department/unit leader	98	1.28	2.89
Q060. Importance of Work - To what degree is excellence in teaching new students acknowledged, recognized, and/or rewarded by: Institution leaders	95	1.28	2.76

	Mean	Std Dev	N	% Responding
Factor 19 . Campus Culture: Hiring Process	2.44	1.15	78	29.4 %

Question	N	Std Dev	Mean
Q069. Hiring Process - During the hiring process at this institution, to what degree are faculty responsibilities related to new students addressed by means of the following: Position descriptions	78	1.12	2.38
Q070. Hiring Process - During the hiring process at this institution, to what degree are faculty responsibilities related to new students addressed by means of the following: Candidate interviews	76	1.27	2.50

	Mean	Std Dev	N	% Responding
Factor 20 . All Students: Addressing Unique Needs	3.89	0.76	200	75.5 %

Question	N	Std Dev	Mean
Q036. Student Sub-populations - During the first year, to			

what degree does this institution address the unique needs of the following student sub-populations: Honors students	160	0.94	3.79	
Q037. Student Sub-populations - During the first year, to what degree does this institution address the unique needs of the following student sub-populations: Students with academic deficiencies	189	0.97	3.83	
Q038. Student Sub-populations - During the first year, to what degree does this institution address the unique needs of the following student sub-populations: Students with learning disabilities	194	0.90	4.13	
Q039. Student Sub-populations - During the first year, to what degree does this institution address the unique needs of the following student sub-populations: Students with physical disabilities	191	0.91	4.04	
Q040. Student Sub-populations - During the first year, to what degree does this institution address the unique needs of the following student sub-populations: Student athletes	170	0.88	3.91	
Q041. Student Sub-populations - During the first year, to what degree does this institution address the unique needs of the following student sub-populations: Racial/ethnic minority students	168	0.94	3.55	

	Mean	Std Dev	N	% Responding
Factor 21 . Learning: Educational Environments	3.45	0.99	188	70.9 %

Question	N	Std Dev	Mean
Q047. Educational Opportunities - To what degree does this institution assure that all new students experience: Individualized attention from faculty/staff	183	1.05	3.56
Q048. Educational Opportunities - To what degree does this institution assure that all new students experience: Out-of-class learning opportunities	158	1.06	3.23

	Mean	Std Dev	N	% Responding
Factor 22 . Learning: First-Year Instruction	4.35	0.55	112	42.3 %

Question	N	Std Dev	Mean
Q061. First Year Course Instruction - For your course(s) that enroll(s) new students, to what degree do you: Communicate your academic expectations to students	110	0.67	4.51
Q062. First Year Course Instruction - For your course(s) that enroll(s) new students, to what degree do you: Encourage students to ask questions in class	110	0.60	4.70
Q063. First Year Course Instruction - For your course(s) that enroll(s) new students, to what degree do you: Effectively manage student behavior in classes	110	0.68	4.36
Q064. First Year Course Instruction - For your course(s) that enroll(s) new students, to what degree do you: Initiate communication, early in the term, with students who are performing poorly	106	0.93	4.17
Q065. First Year Course Instruction - For your course(s) that enroll(s) new students, to what degree do you: Encourage students to participate in course-related, out-of-class events (e.g. lectures, concerts, exhibits)	108	1.09	3.82
Q066. First Year Course Instruction - For your course(s) that enroll(s) new students, to what degree do you: Make yourself available to students outside of class	106	0.60	4.65

	Mean	Std Dev	N	% Responding
Factor 23 . Learning: Course Goals	4.25	0.78	110	41.5 %

Question	N	Std Dev	Mean
Q067. First Year Course Instruction - For your course(s) that enroll(s) new students, to what degree: Were specific learning goals developed	110	0.75	4.39

Q068. First Year Course Instruction - For your course(s) that enroll(s) new students, to what degree: Was achievement of student learning goals documented	110	0.97	4.12	
--	-----	------	------	--

	Mean	Std Dev	N	% Responding
Factor 24 . Diversity: Exposure and Interaction	3.39	0.81	204	77.0 %

Question	N	Std Dev	Mean
Q030. Diverse Curriculum and Co-Curriculum - To what degree does this institution's: Curriculum, as experienced by new students, include appropriate attention to diverse ideas and world views	165	1.01	3.54
Q031. Diverse Curriculum and Co-Curriculum - To what degree does this institution's: Out-of-class activities for new students include appropriate attention to diverse ideas and world views	152	1.03	3.41
Q032. Diverse Interactions - Within the following groups, to what degree does this institution provide opportunities for students to interact with individuals from differing backgrounds and cultures: Other students at the institution	186	1.02	3.52
Q033. Diverse Interactions - Within the following groups, to what degree does this institution provide opportunities for students to interact with individuals from differing backgrounds and cultures: Faculty and staff	191	0.98	3.30
Q034. Diverse Interactions - Within the following groups, to what degree does this institution provide opportunities for students to interact with individuals from differing backgrounds and cultures: People outside this institution	150	0.94	2.88
Q035. Diverse Interactions - To what degree does this institution communicate to new students the importance of: Respecting others with differing opinions	183	1.07	3.54

	Mean	Std Dev	N	% Responding
Factor 25 . Roles & Purposes: Motivation and Goals	3.34	0.87	182	68.7 %

Question	N	Std Dev	Mean
Q042. Reasons for Education - To what degree does this institution help new students explore their motivation for getting a college education in terms of: Knowledge for personal growth	171	0.99	3.30
Q043. Reasons for Education - To what degree does this institution help new students explore their motivation for getting a college education in terms of: Preparation for future employment	176	0.96	3.67
Q044. Reasons for Education - To what degree does this institution help new students explore their motivation for getting a college education in terms of: Active engagement in the community	162	1.00	3.06
Q045. Reasons for Education - To what degree does this institution help new students explore their motivation for getting a college education in terms of: Contributions to the betterment of society	159	1.05	3.08
Q046. Reasons for Education - To what degree does this institution help new students explore their motivation for getting a college education in terms of: Achievement of their life goals	169	0.94	3.51

	Mean	Std Dev	N	% Responding
Factor 26 . Improvement: Professional Development	2.65	1.14	193	72.8 %

Question	N	Std Dev	Mean
Q050. Professional Development - To what degree are you engaged in the following professional activities focusing on the first year: Attending conference(s)	189	1.37	2.90

or workshops at this institution				
Q051. Professional Development - To what degree are you engaged in the following professional activities focusing on the first year: Attending national/regional conferences or meetings	180	1.38	2.26	
Q052. Professional Development - To what degree are you engaged in the following professional activities focusing on the first year: Reading professional materials	190	1.30	3.21	
Q053. Professional Development - To what degree are you engaged in the following professional activities focusing on the first year: Presenting at conferences or contributing to publications	166	1.25	1.87	






	Mean	Std Dev	N	% Responding
Factor 27 . Improvement: Using Assessment Results	2.51	0.86	209	78.9 %

Question	N	Std Dev	Mean
Q084. Use of Assessment - To what degree has the following information directly influenced your work with new students: Demographic information from this institution's databases	209	1.26	2.40
Q085. Use of Assessment - To what degree has the following information directly influenced your work with new students: Measures of pre-enrollment academic skills from this institution's databases	208	1.26	2.30
Q086. Use of Assessment - To what degree has the following information directly influenced your work with new students: Academic skills measured after one semester/quarter or more	208	1.29	2.55
Q087. Use of Assessment - To what degree has the following information directly influenced your work with new students: Measures of student time spent studying	205	1.21	2.27
Q088. Use of Assessment - To what degree has the following information directly influenced your work with new students: Measures of student alcohol consumption	207	0.98	1.64
Q089. Use of Assessment - To what degree has the following information directly influenced your work with new students: Current practices at other institutions	206	1.21	2.54
Q090. Use of Assessment - To what degree has the following information directly influenced your work with new students: Professional / published research	206	1.13	2.77
Q091. Use of Assessment - To what degree has the following information directly influenced your work with new students: Student evaluations, assessments, or feedback	206	1.22	3.59

	Mean	Std Dev	N	% Responding
Factor 28 . Improvement: Leveraging Assessment	3.19	0.96	206	77.7 %

Question	N	Std Dev	Mean
Q092. Use of Assessment - Overall, please rate this institution's assessment capabilities relevant to the first year of college: Assessing what's relevant	206	0.99	3.21
Q093. Use of Assessment - Overall, please rate this institution's assessment capabilities relevant to the first year of college: Disseminating results in a timely manner	203	1.07	3.13
Q094. Use of Assessment - Overall, please rate this institution's assessment capabilities relevant to the first year of college: Using results for improvement	203	1.11	3.23

Mean	Std Dev	N	% Responding
------	---------	---	--------------

Question	N	Std Dev	Mean
Q095. Overall Evaluation - To what degree does this institution's delivery of the first year: Demonstrate that the success of new students is an important institutional goal	187	1.00	3.64 
Q096. Overall Evaluation - To what degree does this institution's delivery of the first year: Enhance students' personal development	178	0.98	3.34 
Q097. Overall Evaluation - To what degree does this institution's delivery of the first year: Enhance student learning	180	0.97	3.57 
Q098. Overall Evaluation - To what degree does this institution's delivery of the first year: Improve the probability that students will re-enroll at this institution	174	0.99	3.47 
Q099. Overall Evaluation - To what degree does this institution's delivery of the first year: Provide a high quality experience for students	186	0.98	3.51 

Show up to Factors(s) per Report Page

Report Page of 1

[back to top](#)

Report: Factors

Report Generated: 2/26/2008 1:59 PM

Foundations of Excellence® Faculty/Staff Survey (2 Year)
(Order: 12380)

Population: McHenry County College > All Respondents (no filter selected)

Copyright EBI 2008, May not be reproduced without permission