



Factor means from every category of a categorical question or every code of a unit
 Use Report Selections to customize the information appearing in your reports.

Order: 12380 > Foundations of Excellence® Faculty/Staff Survey (2 Year)

Population: McHenry County College > All Respondents (no filter selected) (265 responses)

Report Selections Close

Categorical Question: **D001. Best describes your main work role/assignment**

[Advanced Options](#)

chart height: chart width:

Display Factors containing:

Display: Table Chart



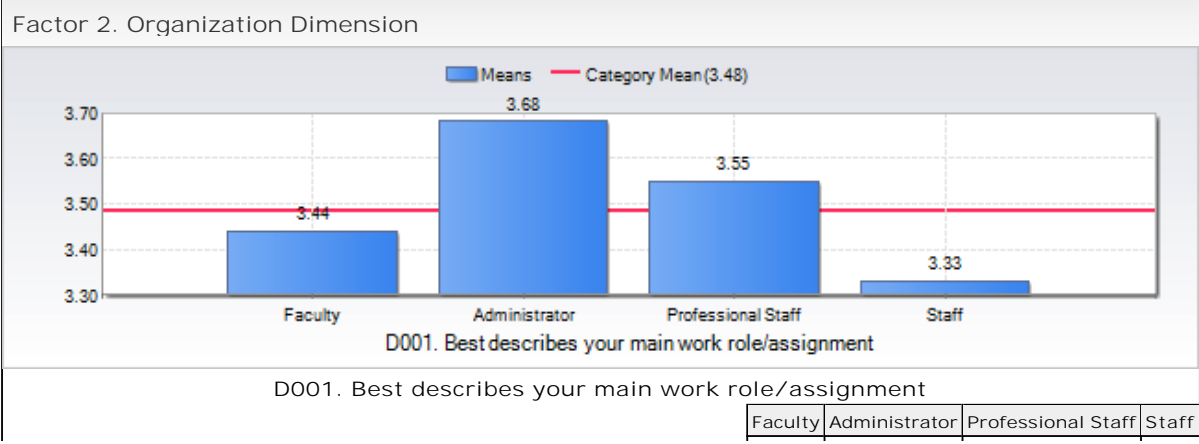
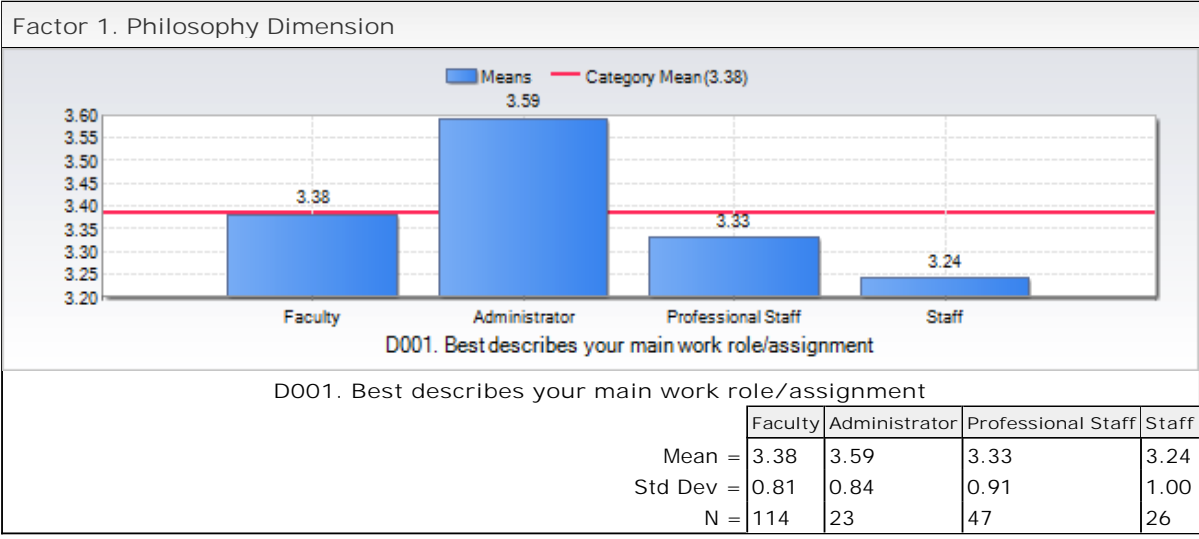
TIP!

Customize the factors that display on the report by selecting checkboxes from the Factors treeview. Then, click "Generate Report" below.

- Factors
- Factor 1. Philosophy Dimension
- Factor 2. Organization Dimension
- Factor 3. Transitions Dimension

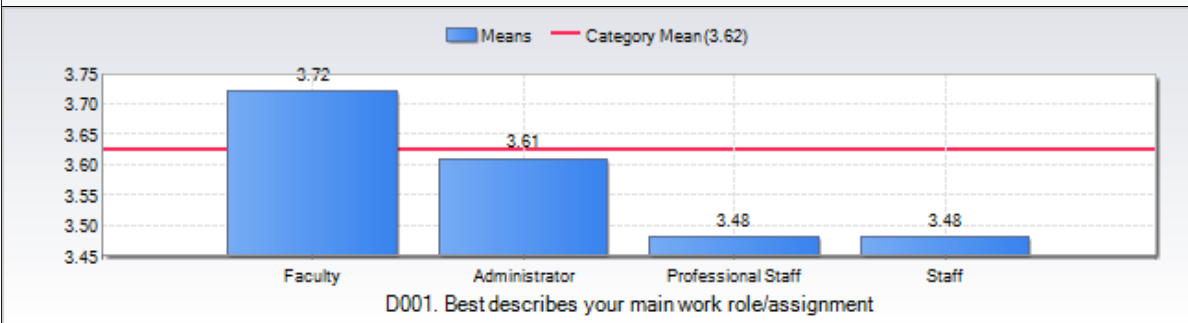
Show up to Factor(s) per Report Page

Report Page of 1



Mean =	3.44	3.68	3.55	3.33
Std Dev =	0.64	0.69	0.69	0.88
N =	114	23	47	26

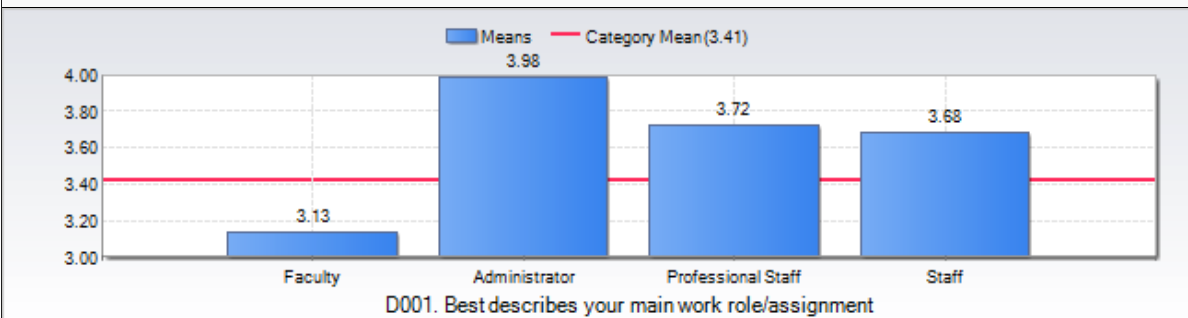
Factor 3. Transitions Dimension



D001. Best describes your main work role/assignment

	Faculty	Administrator	Professional Staff	Staff
Mean =	3.72	3.61	3.48	3.48
Std Dev =	0.68	0.84	0.88	1.00
N =	114	23	47	26

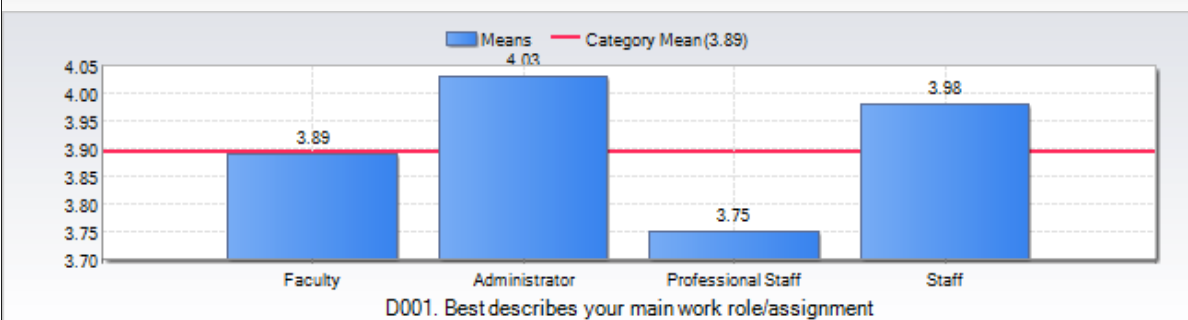
Factor 4. Campus Culture Dimension



D001. Best describes your main work role/assignment

	Faculty	Administrator	Professional Staff	Staff
Mean =	3.13	3.98	3.72	3.68
Std Dev =	0.94	0.81	0.97	1.11
N =	112	23	44	18

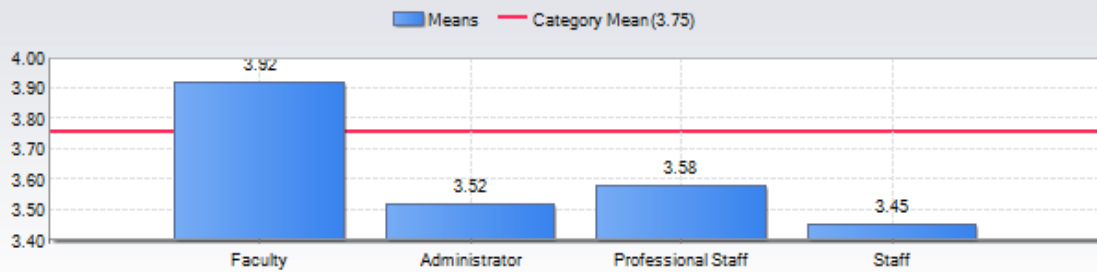
Factor 5. All Students Dimension



D001. Best describes your main work role/assignment

	Faculty	Administrator	Professional Staff	Staff
Mean =	3.89	4.03	3.75	3.98
Std Dev =	0.73	0.77	0.84	0.67
N =	114	22	41	23

Factor 6. Learning Dimension

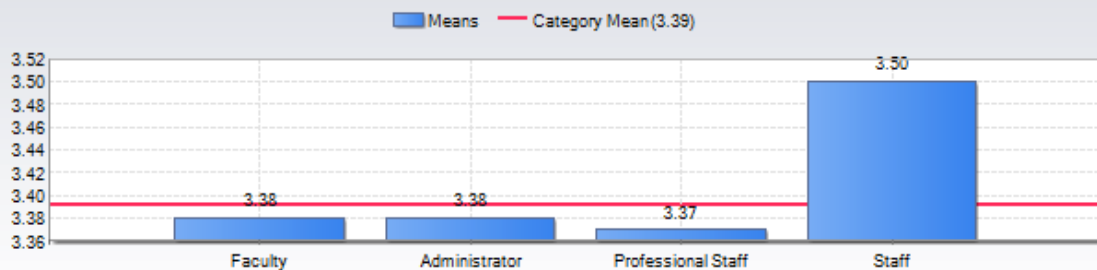


D001. Best describes your main work role/assignment

D001. Best describes your main work role/assignment

	Faculty	Administrator	Professional Staff	Staff
Mean =	3.92	3.52	3.58	3.45
Std Dev =	0.67	0.89	0.97	1.08
N =	114	23	44	25

Factor 7. Diversity Dimension

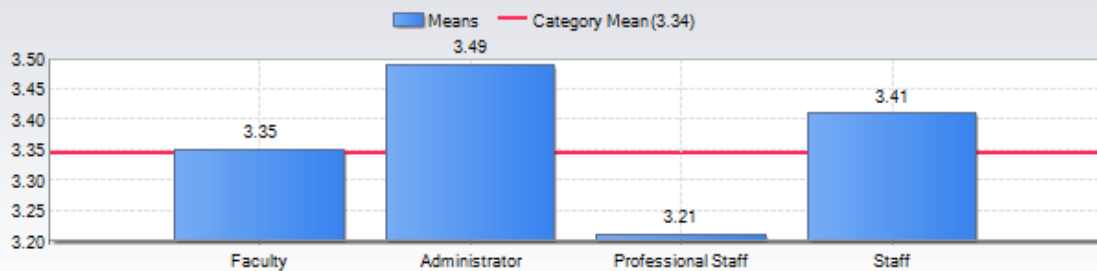


D001. Best describes your main work role/assignment

D001. Best describes your main work role/assignment

	Faculty	Administrator	Professional Staff	Staff
Mean =	3.38	3.38	3.37	3.50
Std Dev =	0.77	0.92	0.76	0.94
N =	113	23	45	23

Factor 8. Roles & Purposes Dimension

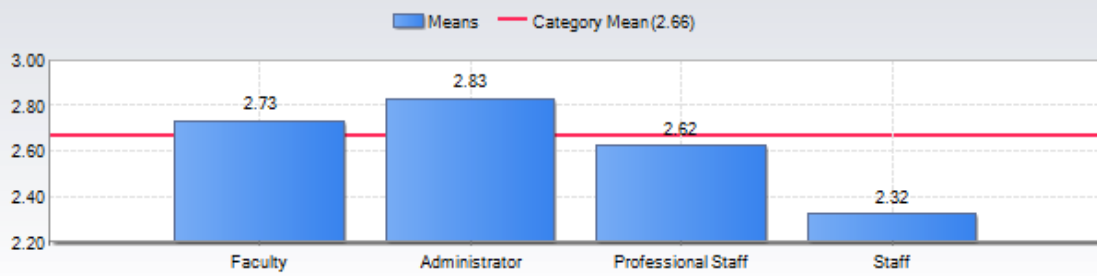


D001. Best describes your main work role/assignment

D001. Best describes your main work role/assignment

	Faculty	Administrator	Professional Staff	Staff
Mean =	3.35	3.49	3.21	3.41
Std Dev =	0.88	0.94	0.81	0.76
N =	104	22	36	20

Factor 9. Improvement Dimension

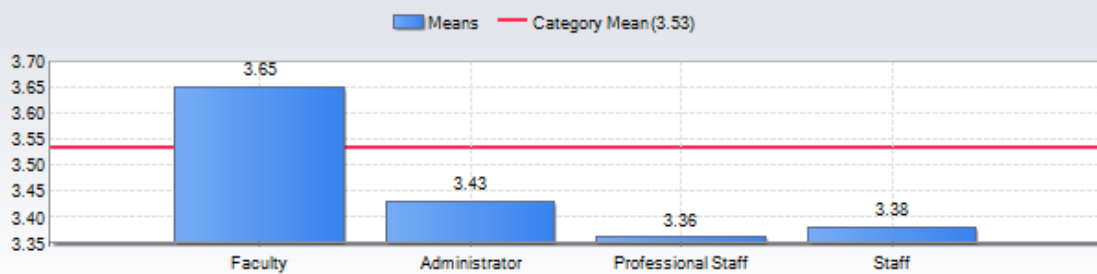


D001. Best describes your main work role/assignment

D001. Best describes your main work role/assignment

	Faculty	Administrator	Professional Staff	Staff
Mean =	2.73	2.83	2.62	2.32
Std Dev =	0.70	0.80	0.80	0.86
N =	114	23	47	26

Factor 10. Overall Evaluation of Institution

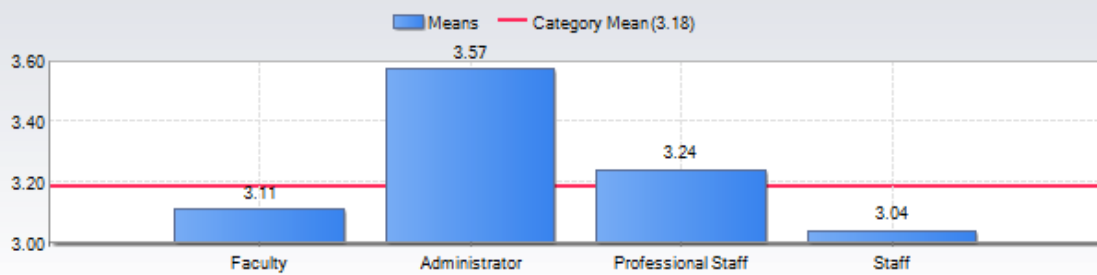


D001. Best describes your main work role/assignment

D001. Best describes your main work role/assignment

	Faculty	Administrator	Professional Staff	Staff
Mean =	3.65	3.43	3.36	3.38
Std Dev =	0.87	0.88	0.78	1.04
N =	108	23	42	22

Factor 11. Philosophy: Communication of Philosophy

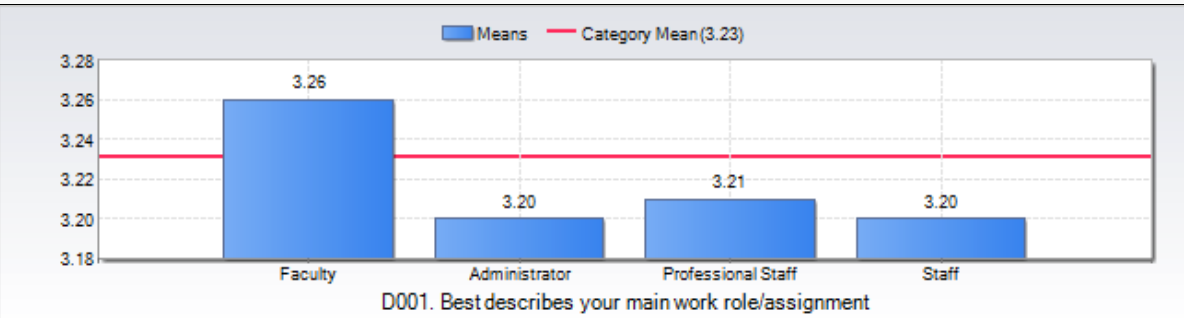


D001. Best describes your main work role/assignment

D001. Best describes your main work role/assignment

	Faculty	Administrator	Professional Staff	Staff
Mean =	3.11	3.57	3.24	3.04
Std Dev =	1.11	1.11	1.15	1.01
N =	111	22	46	24

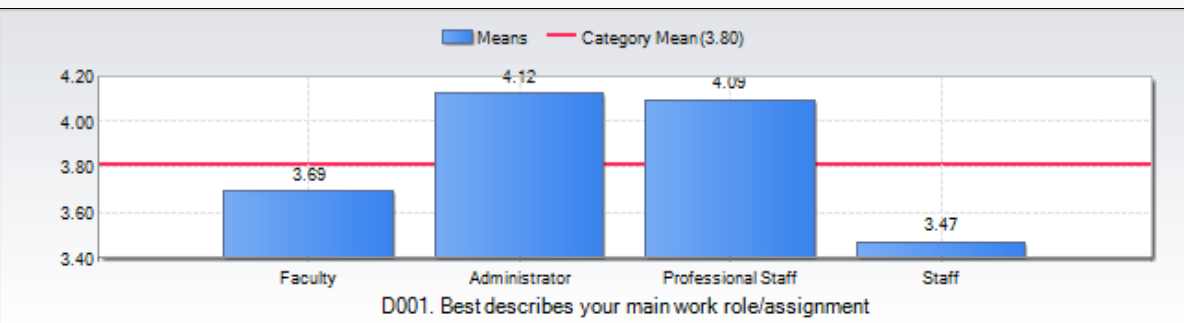
Factor 12. Philosophy: Operate under a Common Philosophy



D001. Best describes your main work role/assignment

	Faculty	Administrator	Professional Staff	Staff
Mean =	3.26	3.20	3.21	3.20
Std Dev =	1.06	1.17	1.16	1.10
N =	108	23	45	25

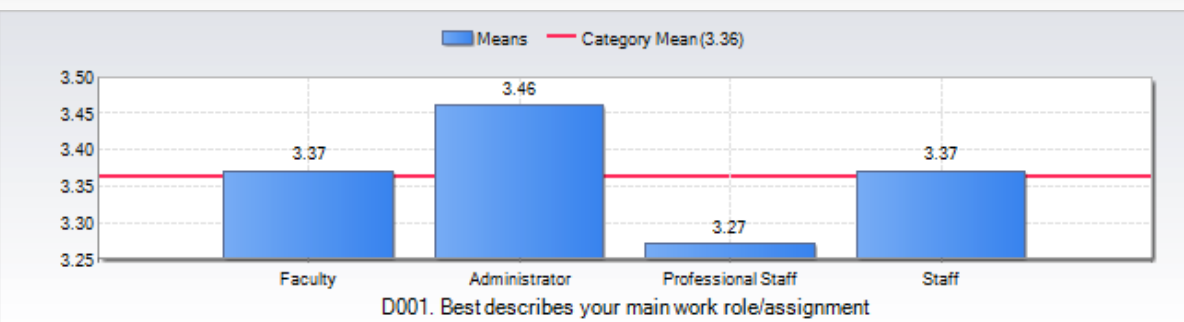
Factor 13. Organization: Institution



D001. Best describes your main work role/assignment

	Faculty	Administrator	Professional Staff	Staff
Mean =	3.69	4.12	4.09	3.47
Std Dev =	0.75	0.76	0.97	1.02
N =	113	22	47	26

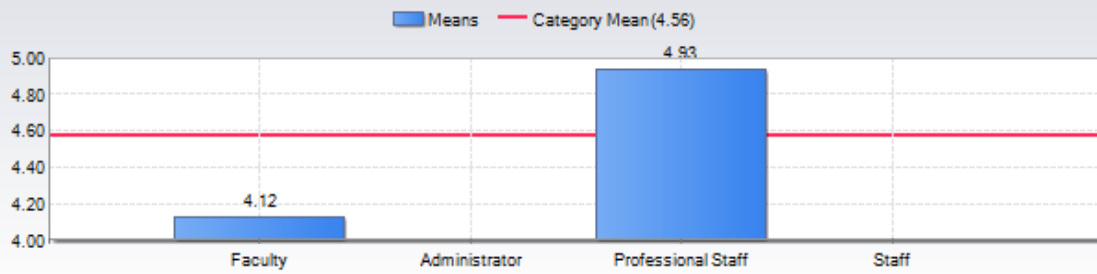
Factor 14. Organization: First Year Structures



D001. Best describes your main work role/assignment

	Faculty	Administrator	Professional Staff	Staff
Mean =	3.37	3.46	3.27	3.37
Std Dev =	0.77	0.73	0.81	0.99
N =	111	23	46	25

Factor 15. Transitions: Academic Advising

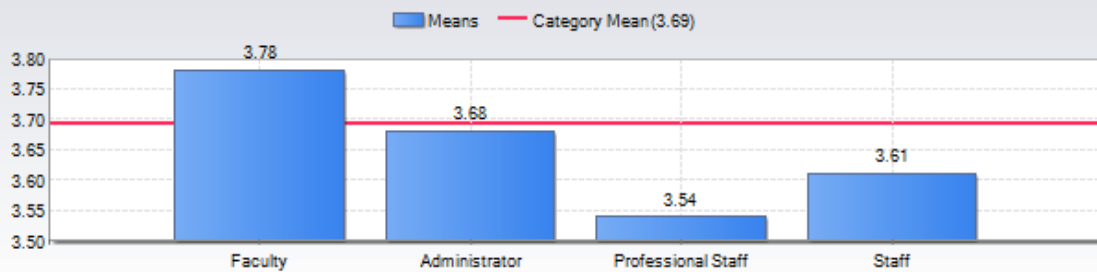


D001. Best describes your main work role/assignment

D001. Best describes your main work role/assignment

	Faculty	Administrator	Professional Staff	Staff
Mean =	4.12	NR	4.93	NR
Std Dev =	0.73	0.00	0.17	0.00
N =	6	0	7	0

Factor 16. Transitions: Standards of Behavior

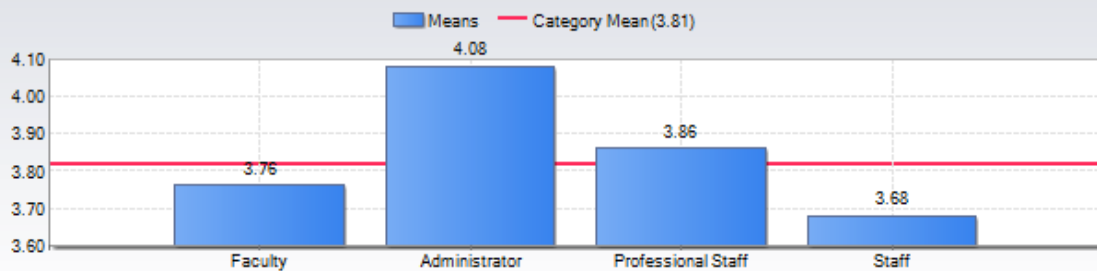


D001. Best describes your main work role/assignment

D001. Best describes your main work role/assignment

	Faculty	Administrator	Professional Staff	Staff
Mean =	3.78	3.68	3.54	3.61
Std Dev =	0.72	0.96	0.94	1.06
N =	111	23	44	25

Factor 17. Campus Culture: Involvement

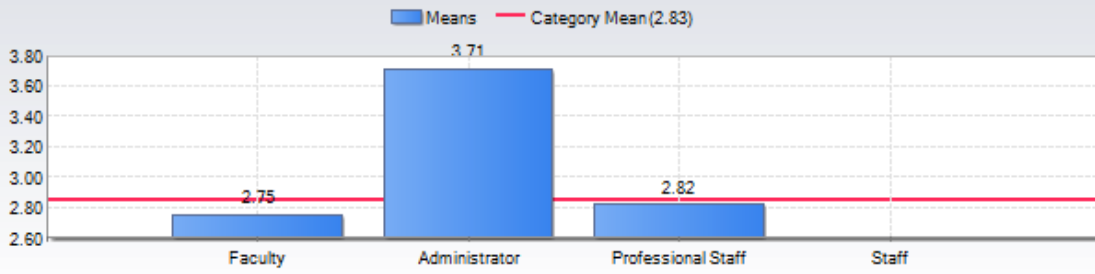


D001. Best describes your main work role/assignment

D001. Best describes your main work role/assignment

	Faculty	Administrator	Professional Staff	Staff
Mean =	3.76	4.08	3.86	3.68
Std Dev =	0.91	0.84	0.84	1.11
N =	108	22	43	18

Factor 18. Campus Culture: Excellence in Teaching

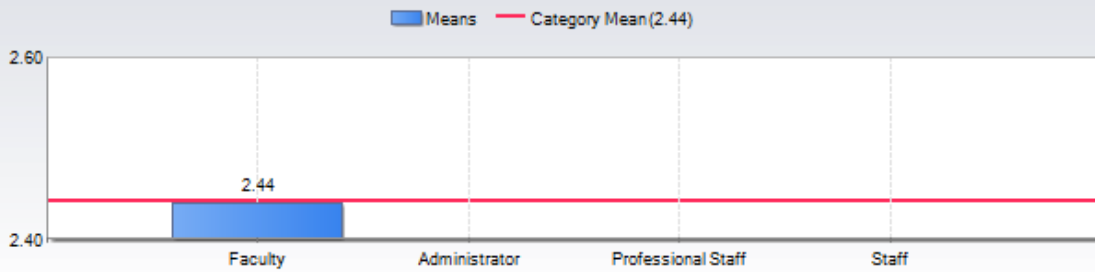


D001. Best describes your main work role/assignment

D001. Best describes your main work role/assignment

	Faculty	Administrator	Professional Staff	Staff
Mean =	2.75	3.71	2.82	NR
Std Dev =	1.16	0.70	1.26	0.00
N =	79	7	14	0

Factor 19. Campus Culture: Hiring Process

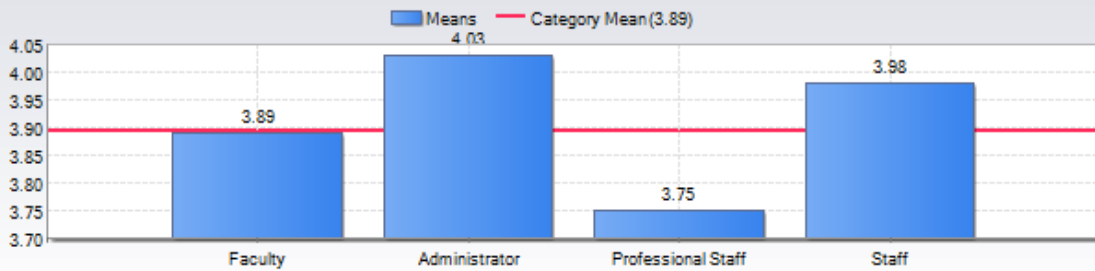


D001. Best describes your main work role/assignment

D001. Best describes your main work role/assignment

	Faculty	Administrator	Professional Staff	Staff
Mean =	2.44	NR	NR	NR
Std Dev =	1.15	0.00	0.00	0.00
N =	78	0	0	0

Factor 20. All Students: Addressing Unique Needs

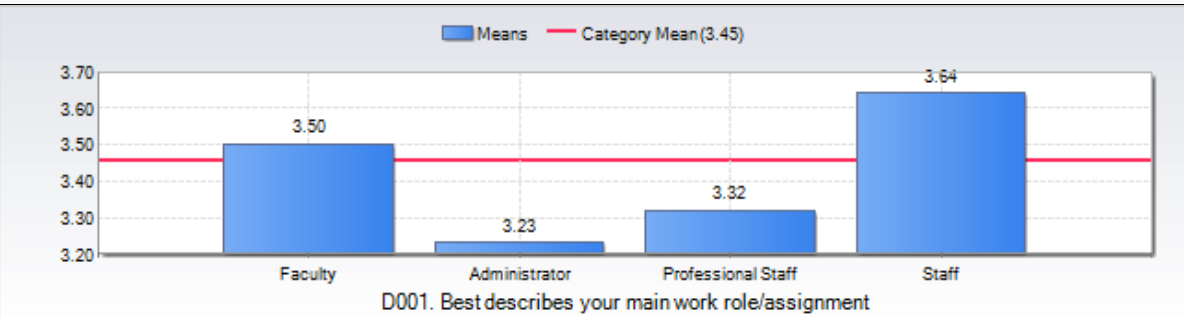


D001. Best describes your main work role/assignment

D001. Best describes your main work role/assignment

	Faculty	Administrator	Professional Staff	Staff
Mean =	3.89	4.03	3.75	3.98
Std Dev =	0.73	0.77	0.84	0.67
N =	114	22	41	23

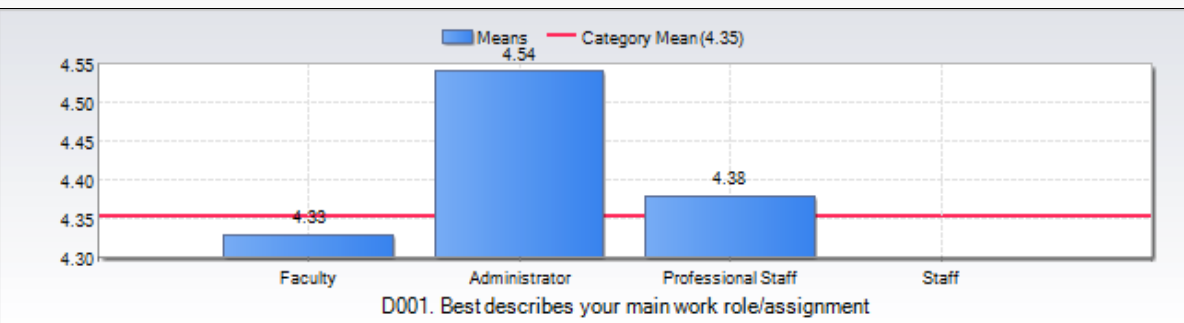
Factor 21. Learning: Educational Environments



D001. Best describes your main work role/assignment

	Faculty	Administrator	Professional Staff	Staff
Mean =	3.50	3.23	3.32	3.64
Std Dev =	0.97	0.96	1.05	0.97
N =	108	22	37	21

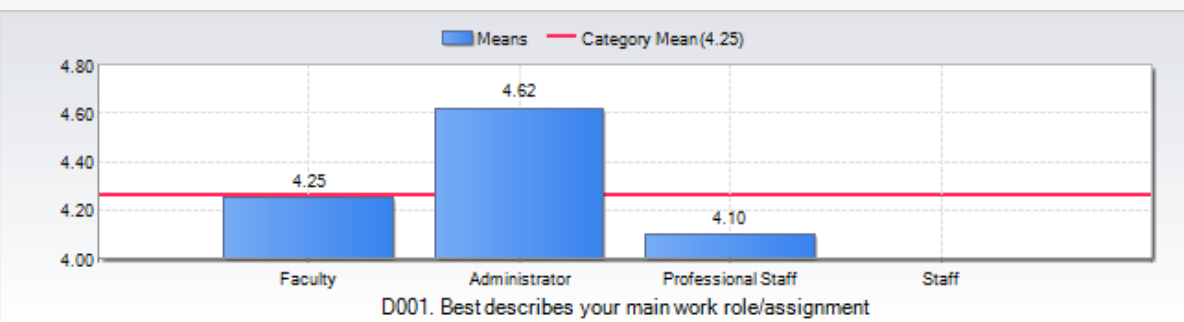
Factor 22. Learning: First-Year Instruction



D001. Best describes your main work role/assignment

	Faculty	Administrator	Professional Staff	Staff
Mean =	4.33	4.54	4.38	NR
Std Dev =	0.55	0.51	0.55	0.00
N =	89	8	15	0

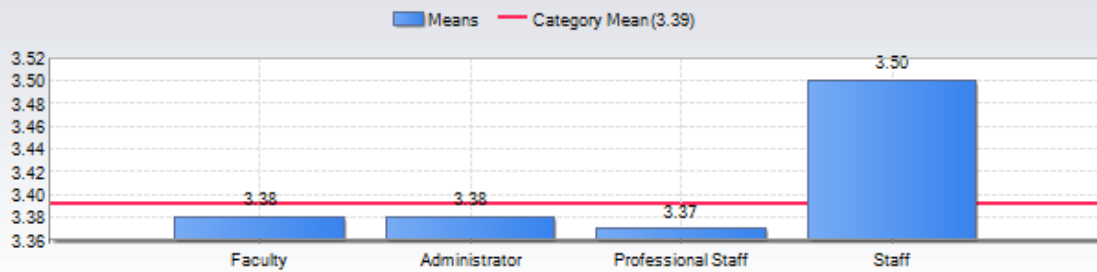
Factor 23. Learning: Course Goals



D001. Best describes your main work role/assignment

	Faculty	Administrator	Professional Staff	Staff
Mean =	4.25	4.62	4.10	NR
Std Dev =	0.80	0.48	0.71	0.00
N =	87	8	15	0

Factor 24. Diversity: Exposure and Interaction

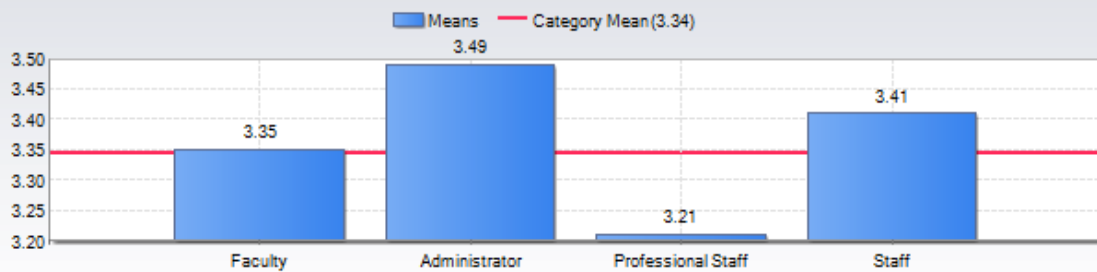


D001. Best describes your main work role/assignment

D001. Best describes your main work role/assignment

	Faculty	Administrator	Professional Staff	Staff
Mean =	3.38	3.38	3.37	3.50
Std Dev =	0.77	0.92	0.76	0.94
N =	113	23	45	23

Factor 25. Roles & Purposes: Motivation and Goals

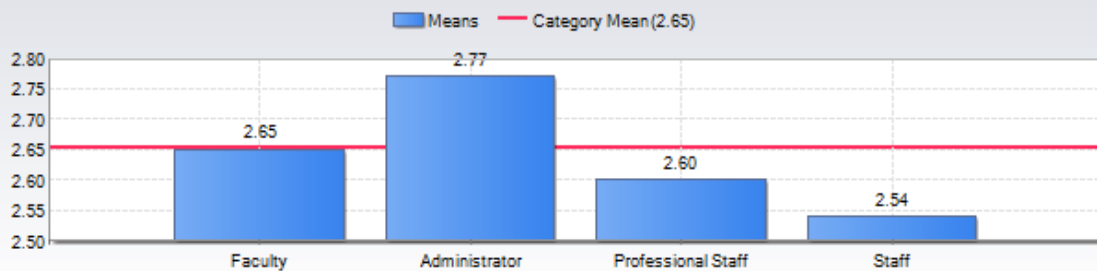


D001. Best describes your main work role/assignment

D001. Best describes your main work role/assignment

	Faculty	Administrator	Professional Staff	Staff
Mean =	3.35	3.49	3.21	3.41
Std Dev =	0.88	0.94	0.81	0.76
N =	104	22	36	20

Factor 26. Improvement: Professional Development

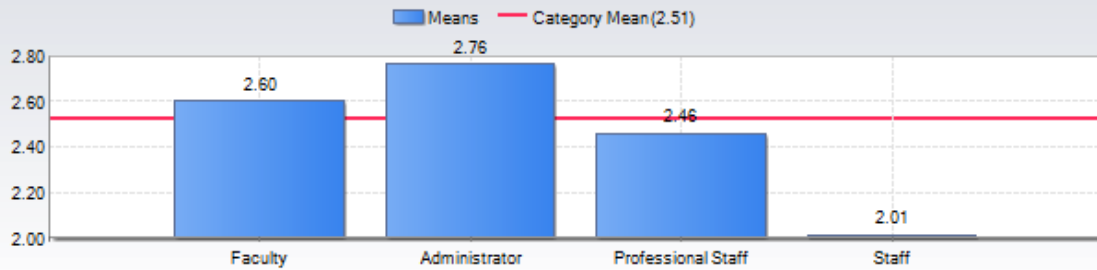


D001. Best describes your main work role/assignment

D001. Best describes your main work role/assignment

	Faculty	Administrator	Professional Staff	Staff
Mean =	2.65	2.77	2.60	2.54
Std Dev =	1.05	1.28	1.19	1.35
N =	110	23	42	18

Factor 27. Improvement: Using Assessment Results

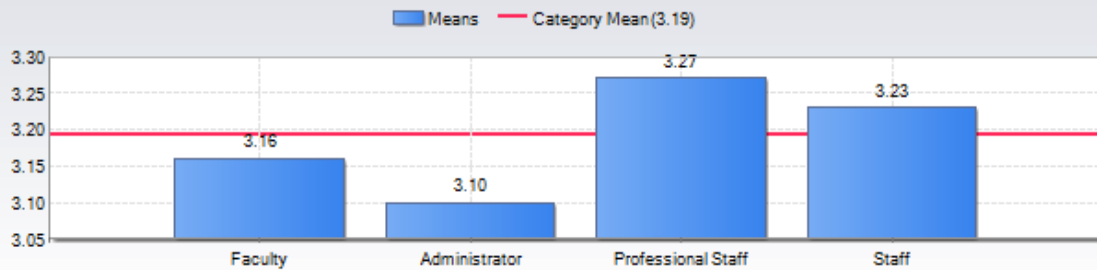


D001. Best describes your main work role/assignment

D001. Best describes your main work role/assignment

	Faculty	Administrator	Professional Staff	Staff
Mean =	2.60	2.76	2.46	2.01
Std Dev =	0.74	0.88	0.99	0.88
N =	114	23	46	26

Factor 28. Improvement: Leveraging Assessment

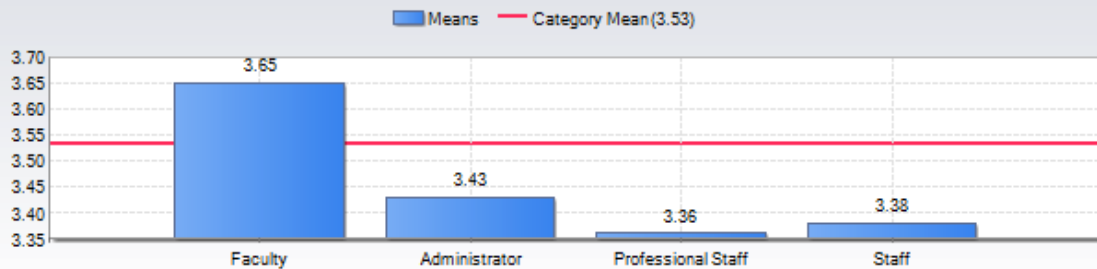


D001. Best describes your main work role/assignment

D001. Best describes your main work role/assignment

	Faculty	Administrator	Professional Staff	Staff
Mean =	3.16	3.10	3.27	3.23
Std Dev =	0.98	0.91	0.93	0.89
N =	113	23	47	23

Factor 29. Overall Evaluation: First-Year Experience



D001. Best describes your main work role/assignment

D001. Best describes your main work role/assignment

	Faculty	Administrator	Professional Staff	Staff
Mean =	3.65	3.43	3.36	3.38
Std Dev =	0.87	0.88	0.78	1.04
N =	108	23	42	22